

*“Life-Styles
In
Solid Cedar”*



Sandy's Joy



The Lake Anna

The Cardinal

Specializing in
custom designs

Models available
for inspection

Over 20 years in
the business

Builders &
financing available



Log Homes & Log Cabins

by

B&H Cedar Log Homes, L.L.C.

65 Nottingham Dr. – Fredericksburg, VA 22406 - USA

Phone: 540-752-4106 – Email: info@cedar-log-homes.com – Internet: www.cedar-log-homes.com

Thanks for downloading our free log home & log cabin literature. If you have any questions on the following information or you would like to schedule an appointment to visit one of our log cabin models, please give us a call at 540-752-4106 or send an email to: info@cedar-log-homes.com.

We look forward to hearing from you.

Sandy & Joy Helms

TABLE OF CONTENTS - Continued on the next page.

Description	PAGE
All about B&H Cedar Log Homes	5
Frequently Asked Questions & Answers Regarding Log Cabins	7
Construction Detail for the B&H Log Home	10
Price List for the B&H Cedar Log Homes' Kits	11
The following floor plans include a list of materials in each log home or log cabin kit.	
Log cabin floor plans for the "Winchester I & II." - 992 square feet of living space - 2 levels, 2 baths, 2 bedrooms, master bedroom on the 1st floor, plus a sleep loft. <u>*Log home/log cabin construction drawings for this model may be purchased on line.</u>	14
Log cabin floor plans for the "Helen's Cedar Box." - 1092 square feet of living space - 2 levels, 2 baths, 2 bedrooms, master bedroom on the 1st floor.	15
Log cabin construction drawings for the "Wilma Jane." - 1108 square feet of living space, 1 level, 1 bath, 3 bedrooms, large living/dining area.	16
Log cabin floor plans for the "Lake Anna II." - 1274 square feet of living space. 2 levels, 2 baths, 2 bedrooms, master bedroom on the 1st floor. - <u>*Log cabin construction drawings for this model may be purchased on line.</u>	17
Log cabin floor plans for the "Jefferson." - 1 level, 1 bath, 2 bedrooms.	18
Log cabin floor plans for the "Highland." - 2 levels, 2 1/2 baths, 2 bedrooms, master bedroom on the 1st floor. <u>*Log cabin construction drawings for this model may be purchased on line.</u>	19
Log home floor plans for the "Woodland." - 1400 square feet of living space. 1 level, 2 baths, 3 bedrooms.	20
Log home/log cabin floor plans for the "Woodland II" - 1500 square feet of living space. 1 level, 2 baths, 3 bedrooms. <u>*Log home/log cabin construction drawings for this model may be purchased on line.</u>	21
Log home floor plans for the "High Country I & II." 1500 square feet of living space. 1 level, 2 baths, 3 bedrooms. The High Country II has a basement. <u>*Log home/log cabin construction drawings for this model may be purchased on line.</u>	22
Log home/log cabin floor plans for the "The Lake Anna." - 1589 square feet of living space. 2 levels, 2 baths, 2 bedrooms, master bedroom on 1st floor.	23
Log home floor plans for the "Lake Gaston." - 1660 square feet of living space. 2 levels, 2 baths, 2 bedrooms, master bedroom on 1st floor. <u>*Log home/log cabin construction drawings for this model may be purchased on line.</u>	24
Log home/log cabin floor plans for the "Sugar Hollow." - 1700 square feet of living space. 1 level, 2 baths, 4 bedrooms.	25
Log home/log cabin floor plans for the "Hanover." 1783 square feet of living space. 2 levels, 2 baths, 3 bedrooms, master bedroom on the 2nd floor. <u>*Log home/log cabin construction drawings for this model may be purchased on line.</u>	26

*To price and/or order construction drawings, go to
http://www.cedar-log-homes.com/log_homes_price2.htm

Continued on the next page

TABLE OF CONTENTS - continued

Description	PAGE
Log home/log cabin floor plans for the "Salem." 1824 square feet of living space. 1 level, 2 baths, 3 bedrooms.	27
Log home/log cabin floor plans for the "Alabama's Pride." 1836 square feet of living space. 1 level, 2 baths, 3 bedrooms.	28
Log home floor plans for the "Caledon Classic." 1880 square feet of living space. 1 level, 2 baths, 3 bedrooms. <u>*Log home/log cabin construction drawings for this model may be purchased on line.</u>	29
Log home/log cabin floor plans for the "Cardinal." 1983 square feet of living space. 2 levels, 2 baths, 3 bedrooms, master bedroom on the 2nd floor. <u>*Log home/log cabin construction drawings for this model may be purchased on line.</u>	30
Log home/log cabin floor plans for the "The Granada." 2006 square feet of living space. 1 level, 2 baths, 3 bedrooms.	32
Log home/log cabin floor plans for the "Hartlake." 2040 square feet of living space. 1 level, 2 baths, 3 bedrooms. <u>*Log home/log cabin construction drawings for this model may be purchased on line.</u>	35
Log home/log cabin floor plans for the "Brunswick." 2123 square feet of living space. 2 levels, 2 baths, 3 bedrooms, master bedroom on the 1st floor.	34
Log home floor plans for the "Sandy's Joy." 2300 square feet of living space. 1 level, 2 baths, 3 bedrooms, loft. <u>*Log home/log cabin construction drawings for this model may be purchased on line.</u>	36
Log home/log cabin floor plans for the "Parson's Place." 2376 square feet of living space. 1 level, 2 1/2 baths, 3 bedrooms, loft. <u>*Log home/log cabin construction drawings for this model may be purchased on line.</u>	37
Log home floor plans for the "Camp Ulrich." 2600 square feet of living space. 1 level, 2 1/2 baths, 3 bedrooms, loft. <u>*Log home/log cabin construction drawings for this model may be purchased on line.</u>	38
Log home/log cabin floor plans for the "The Lake Land'or." 2618 square feet of living space. 1 level, 2 baths, 3 bedrooms, loft. <u>*Log home/log cabin construction drawings for this model may be purchased on line.</u>	39
Log home/log cabin floor plans for the "Mountain Bliss." 2740 square feet of living space. 1 level, 2 1/2 baths, 3 bedrooms, loft, attached garage.	40
Log home floor plans for the "East Carolina." 3247 square feet of living space. 2 levels, 2 1/2 baths, 3 bedrooms, master bedroom on the 1st floor bonus room, loft, attached garage & shop. <u>*Log home/log cabin construction drawings for this model may be purchased on line.</u>	41
For more log home or log cabin pictures, visit http://www.cedar-log-homes.com/log-home-pictures.htm	
Photos of B&H log homes & log cabins.	43
More photos of B&H log homes & log cabins.	44

B&H Cedar Log Homes, L.L.C.
65 Nottingham Dr. - Fredericksburg, VA 22406 - USA

Phone: 540-752-4106 - Email: info@cedar-log-homes.com
On the Internet: www.cedar-log-homes.com

B&H Cedar Log Homes, located in Fredericksburg, Virginia, has over 25 years experience in the manufacture, sale, design and construction of log homes (or as some prefer, log cabins). Since first entering the business, over 2,000 Cedar log home kits have been delivered in the US, Japan and Korea. B&H no longer manufactures log homes; however, over the years we have established relationships with the most modern, dependable mills in New England and Canada - "White Cedar Country."

Log homes & log cabins are becoming increasingly popular!

Within the following pages you will find a wealth of log home information to help you, the log home shopper, make an informed decision regarding the style, design and cost of your dream home. But first we will address the basics, i.e., who is B&H, why Northern White Cedar, why post and beam construction, why the machined tongue & groove "D" log, where do we build and will we export log homes to foreign countries?

Do you need a custom log home or log cabin plan but do not know where to begin?

We recommend you find an existing plan that is "close" to what you have in mind. (By all means, start with one of our standard log home plans.) Print out a copy of that plan and mark it with your changes. Send it to us and we will gladly provide an initial estimate and then "walk" you through the design process. Not sure how this design process works? To get an idea of how the process works, follow the long distance development of this [custom log homes plan](#). (if you are reading this from a hard copy, enter the following in your browser address line: <http://www.cedar-log-homes.com/Log-home-construction-drawings.htm>.) If you find nothing in this brochure site that tweaks your interest, Visit www.log-home-plans.com where you will find over 100 plans contributed by leading North American log home manufacturers, dealers and designers. You can also search www.amazon.com for books of log home & log cabin plans. Or, visit www.coolhouseplans.com where you will find both log home plans and conventional house plans in a searchable data base. Remember, any conventional house plan can be converted to a log home plan. There should be enough options in this paragraph to get you started.

Looking for Log Home or Log Cabin Builders? Visit B&H's growing list of experienced, independent log home builders at <http://www.cedar-log-homes.com/log-home-builders-directory.htm>.

Tired of searching for your ideal log home floor plan only to find the dimensions are either non-existent or illegible?

You will not have that problem here. Both the home overall dimensions and the individual room dimensions are included and easy to read. Having trouble visualizing a room size of, say, 12 feet by 14 feet? You are not alone. We recommend that you purchase a 16 foot steel tape and measure room sizes in homes owned by friends & family members. If this option is not

available, visit builder models (these models need not be log homes or log cabins) and measure room sizes until you get a "feel" for the room sizes in your dream log cabin or log home.

Northern White Cedar is our species of choice for log homes because it is insect resistant, finishes beautifully, and has the highest insulating value of any wood used in construction. Northern White Cedar is plentiful and normally much cheaper than its Western Red Cedar cousin. In response to several requests, we now offer White Pine in addition to White Cedar.

Post & beam construction dates back to biblical times. The vertical corner posts and uprights carry the weight of the roof system, not the wall logs. B&H designs both traditional and contemporary log homes; however, post and beam construction makes possible such contemporary features as ceiling heights to 10 feet and sunken rooms. In addition to our popular post and beam with 8"x 8" corner posts, B&H now offers butt & pass corners.

The machined tongue & groove "D" log is a recent improvement in log home technology. The "D" log has tongues on top and grooves on the bottom; and is round on the outside, flat (with bevel edges) on the inside. A drip edge is also machined into the log. The logs are pre-cut to fit your foundation and accommodate the windows and doors of your choice.

B&H sells log homes & log cabins primarily in states east of the Mississippi. However, we will gladly deliver to other states and any foreign country. Any time a log home or log cabin kit is delivered, a corporate employee will be on site for the delivery. If the builder is not familiar with the B&H construction techniques, the corporate employee will remain on site for up to three days to make sure the builder fully understands the process. There is no charge for this on site service.

B&H has exported log homes & log cabins to Japan and Korea. We will gladly quote delivery to any country. Cedar log homes designed for export are modified to reflect the customs and traditions of the host country.

Thanks for visiting our web site & downloading this free brochure! Your comments on our site and our log homes are always welcome; your e-mail will be answered. We look forward to hearing from you.

Sandy & Joy Helms, owners

info@cedar-log-homes.com

Phone: 540-752-4106

B&H Cedar Log Homes, L.L.C.
65 Nottingham Dr. - Fredericksburg, VA 22406 - USA

Phone: 540-752-4106 - Email: info@cedar-log-homes.com
On the Internet: www.cedar-log-homes.com

Answers to the log home or log cabin shopper's most frequently asked questions:

1. How do heating and air-conditioning costs compare with similar costs for conventional homes? There is only one way to answer that question, talk to families who have spent a couple of years in a log home. Our position on this issue is firm. If the house is properly built, your energy costs will be lower. In several jurisdictions, our designs must pass heat loss calculations before a building permit is issued. B&H designs have always passed this test.

2. Is log home or log cabin construction cheaper than conventional construction? When compared with high quality conventional construction, log homes are competitively priced. However, log homes will be more expensive than modular or low end conventional construction. For those of us who enjoy the solid, warm environment of a log home, the additional cost is worthwhile.

3. Is it necessary to put a finish on the exterior of a log home or log cabin? That depends. Untreated White Cedar weathers to a silver gray in dry climates. In warm moist climates, mildew becomes a problem. Most log home owners prefer to retain a natural appearance and will apply a penetrating finish to the outside of their log home. As a rule, the finish should be reapplied every 7 years or so.

4. What about an interior finish? Again, it is a matter of preference. Most owners apply two coats of polyurethane to interior log walls. Repeated applications are not necessary.

5. I am not sure I care about the checking I have seen in the walls and beams of log homes and log cabins. Do you control or eliminate checking in your product? Checking is an inherent characteristic of solid wood timbers; therefore, checking will always be present in log homes. However, checking does not effect the strength of the timbers. Log home & log cabin owners accept checking as part of the "character" of their home. If the natural characteristics of solid wood (checking, knots, color variations, etc.) bother you, then you should seriously reconsider whether or not you will be happy in a log home.

6. Why are higher ceilings and sunken rooms more easily accommodated with post and beam construction than with "stack & build" construction? Our 8"x 8 "corner posts and 3"x 6" uprights carry the load of the roof system. As the logs dry and shrink (and all logs dry slightly) when exposed to the home's heating and air-conditioning, our roof system does not move. Stack & build construction puts the roof load directly on the logs. Companies that build using this system have developed techniques for handling settling of the roof. However, higher walls and varying wall heights complicate the settling problem.

7. What materials are included in your kits? If the item is available from your local building supplier, it will not be in our kit. Purchasing a more complete kit (for example, to the weather tight stage) does offer a convenience. However, if low cost is a priority, we encourage you to price the common building materials at your local supplier. We are convinced you will pay less buying the common building materials (not to be confused with logs, beams, siding, etc in the B&H kit) locally. Buying locally offers other advantages. First, you will have many options for such items as windows and doors. Second, your common building materials will be purchased and delivered to the job as needed. Purchasing and delivering these materials as needed will

reduce the construction loan costs. Delivering these materials as needed, reduces the likelihood that they "disappear" overnight. Our kits include the log walls (pre-cut to fit your foundation and windows and doors), fasteners, caulk, sealant foam, log siding, porch posts, and exposed beams and rafters. Each log home/log cabin floor plan includes a list of items included in each kit.

8. Can I build a log home or log cabin myself? If you have the aptitude, time, physical strength and patience for such a project, the answer is, "Yes." But before you embark on such an endeavor, do lots of research. Unless you have previous building experience, we recommend you hire an experienced log builder to at least put the house under roof. We maintain a list of experienced log builders and will gladly refer you to one or more. Before selecting your builder, insist on inspecting homes he has built and be sure to talk to the occupants. If you proceed with the construction yourself, you should download our free construction manual.

9. Why is it necessary to use experienced log cabin builders? Log construction is different from standard construction. Some tasks require skills not developed by "stick built" contractors, e.g., log wall erection, cutting and setting exposed rafters. Whether by oversight or otherwise, failure to follow recommended practices for log construction can create problems that may never be completely resolved. For example, it is essential that the walls be adequately caulked with a superior grade of caulking and that solid beams be properly secured at both ends. Once the home is finished, it may not be obvious that these and other important steps have been satisfactorily completed. If an experienced log builder is not available, at least contract with one who has an open mind and is willing to listen to those who have experience. B&H maintains a list of experienced log builders and will make this list available to any prospective log home buyer who requests it. B&H will also assist with the evaluation of a builder; however, the log home buyer is ultimately responsible for selection of any builder selected.

10. Can I build my home as the general contractor? Yes and you should save 20% or so in the process. However, this option is not without its frustrations, such as, subcontractors who start late and/or do poor work, material deliveries behind schedule, cost overruns, etc. You should show up on the job (unannounced) daily. On the positive side, in addition to cost savings, local code officials and inspectors are usually more helpful and tolerant when the homeowner is working as the general contractor.

11. I love log homes & log cabins but have a limited budget. Are there lower cost options with the "log look?" Yes, you can build log walls and use manufactured roof trusses instead of exposed beams and rafters. With scissors trusses you can have vaulted ceilings in any room of the house. Applying tongue & groove paneling to the ceilings carries the log look one step further. Your second option (and the lowest cost) would be standard construction with White Cedar log siding, combined with manufactured trusses. Regardless of your choice, you will have a beautiful home. You can find other options for saving money in our archived newsletters. For an in depth discussion of the opportunities to save money when designing and building your log home or log cabin, please visit http://www.cedar-log-homes.com/newsletter_archives.htm

12. Is financing readily available for log homes? Several years ago it was not always easy to obtain financing for log homes. Due to the increasing popularity of log homes, financing is rarely a problem today. Though not as readily available, financing can also be found for those homeowners that will be their own general contractor. You can find our directory of lenders that finance log homes & log cabins at <http://www.cedar-log-homes.com/log-home-loans.htm>. This is perhaps the largest such list anywhere.

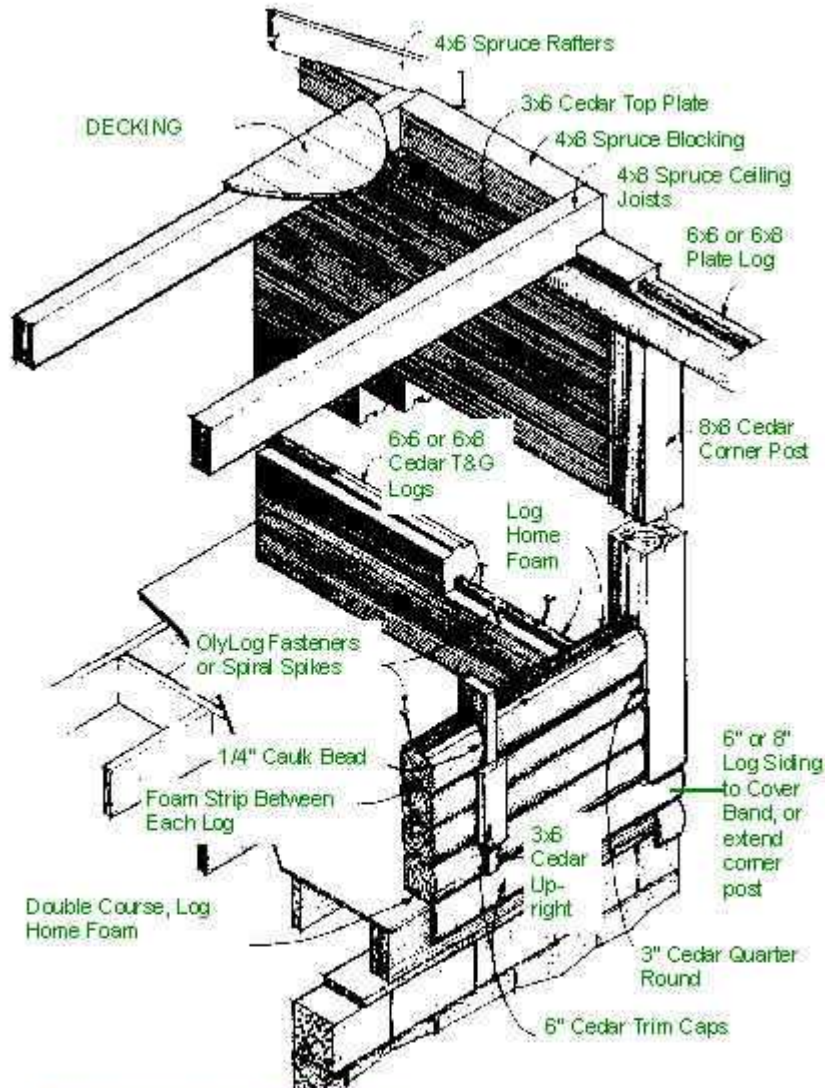
13. Will B&H design a custom log home? Yes. In fact the majority of kits delivered are custom. Just send us a sketch or marked up floor plan, be available to answer a few questions, and we will respond with a firm, detail quote.

14. So how do I get started? What are the steps from beginning to end?

- A. Consult with your lender. He/she will determine how much money you are qualified to borrow. Qualifying for the loan is a simple process and does not obligate the borrower in any way. The amount of money you are qualified to borrow, together with your down payment, will determine the size of the house and the amenities.
- B. If you have not done so by now, purchase your building lot.
- C. Select the model of your choice or send us a sketch as described in #13 above. We will respond with a firm detail quote.
- D. Consult with your builder. Together with your sketch and our quote, he can give you an estimate of the finished cost.
- E. If all is well at this point, it is time to order your prints.
- F. Once your plans are finalized, you must then get a commitment from your lender and builder.
- G. Either you or your builder must sign a contract for the kit and place a 20% deposit toward the purchase price.
- H. The kit will be delivered when the sub-floor is in place. The final payment is by cashier's check on
- I. A B&H Cedar Log Homes' representative will be on site when the kit is delivered.

POST & BEAM CONSTRUCTION DETAIL

In addition to our popular post and beam with 8"x 8" corner posts, B&H now offers butt & pass corners.



TYPICAL LOG HOME DETAIL

Not to Scale









B & H CEDAR LOG HOMES, L.L.C. *"Life-Styles in Solid Cedar"*

65 Nottingham Dr. - Fredericksburg, VA 22406
Phone: 540-752-4106 - Email: info@cedar-log-homes.com
On the Internet: www.cedar-log-homes.com

B&H Cedar Log Homes, L.L.C.
65 Nottingham Dr. - Fredericksburg, VA 22406 - USA

Phone: 540-752-4106 - Email: info@cedar-log-homes.com
On the Internet: www.cedar-log-homes.com








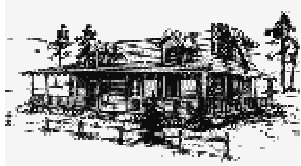

PRICE LIST FOR STANDARD LOG HOME MODELS, Page 1 of 3

<p>A 1 ½ story design. Winchester I & II 992 sq ft</p>  <p>2 baths, 2 bedrooms, master bedroom on 1st floor Winchester I kit cost - \$30,700, with exposed beams & rafters. Winchester II kit cost - \$27,800, without exposed beams & rafters.</p>	<p>A two story design. Helen's Cedar Box 1092 sq ft</p>  <p>2 baths, 2 bedrooms, master bedroom on 2nd floor Kit cost - \$36,700</p>	<p>A Single Level Design. The Wilma Jane 1108 sq ft</p>  <p>1 bath, 3 bedrooms Kit cost - \$31,600</p>
<p>A two story design. A Popular Lake Side or Ski Chalet The Lake Anna II 1274 sq ft</p>  <p>2 baths, 2 bedrooms, master bedroom on 1st floor Kit cost - \$39,500</p>	<p>A Single Level Design. The Jefferson 1305 sq ft</p>  <p>1 bath, 3 bedrooms Kit cost - \$35,300</p>	<p>A two story design. A Popular Traditional Design The Highland 1394 sq ft</p>  <p>2 1/2 baths, 2 bedrooms, master bedroom on the 1st floor Kit cost - \$31,300</p>
<p>A Single Level Design. A Popular Contemporary Design The Woodland 1400 sf</p>  <p>2 baths, 3 bedrooms Kit cost - \$37,200</p>	<p>A Single Level Design. A Popular Contemporary Design The Woodland II 1500 sf</p>  <p>2 baths, 3 bedrooms Kit cost - \$42,500</p>	<p>A Single Level Design. A Popular Contemporary Design The High Country II 1500 sq ft</p>  <p>Same as the High Country but with a basement 2 baths, 3 bedrooms Kit cost - \$42,200</p>

B&H Cedar Log Homes, L.L.C.
 65 Nottingham Dr. - Fredericksburg, VA 22406 - USA

Phone: 540-752-4106 - Email: info@cedar-log-homes.com
 On the Internet: www.cedar-log-homes.com









PRICE LIST FOR STANDARD LOG HOME MODELS, Page 2 of 3

<p>A two story design. A Popular Lake Side or Ski Chalet</p> <p>The Lake Anna 1589 sq ft</p>  <p>2 baths, 2 bedrooms, master bedroom on the 1st floor.</p> <p>Kit cost - \$44,400</p>	<p>A two story design. A Popular Lake Side or Ski Chalet</p> <p>The Lake Gaston 1660 sq ft</p>  <p>2 baths, 2 bedrooms, master bedroom on the 1st floor.</p> <p>Kit cost - \$45,700</p>	<p>A Single Level Design. The Sugar Hollow 1700 sq ft</p>  <p>2 baths, 4 bedrooms</p> <p>Kit cost - \$43,000</p>
<p>A two story design. A Popular Traditional Design</p> <p>The Hanover 1783 sq ft</p>  <p>2 baths, 3 bedrooms, master bedroom on the 2nd floor.</p> <p>Kit cost - \$45,800</p>	<p>A Single Level Design. A Popular Contemporary Design</p> <p>The Salem 1824 sq ft</p>  <p>2 baths, 3 bedrooms.</p> <p>Kit cost - \$47,400</p>	<p>A Single Level Design. A Popular Contemporary Design</p> <p>Alabama's Pride 1836 sq ft</p>  <p>2 baths, 3 bedrooms</p> <p>Kit cost - \$47,200</p>
<p>A Single Level Design. The Caledon Classic 1880 sq ft</p>  <p>2 baths, 3 bedrooms</p> <p>Kit cost - \$53,400</p>	<p>A two story design. A Popular Traditional Design</p> <p>The Cardinal 1983 sq ft</p>  <p>2 baths, 3 bedrooms, master bedroom on the 2nd floor.</p> <p>Kit cost - \$52,800</p>	<p>A single level design. The Granada 2006 sq ft</p>  <p>2 baths, 3 bedrooms</p> <p>Kit cost - \$48,500</p>

B&H Cedar Log Homes, L.L.C.
 65 Nottingham Dr. - Fredericksburg, VA 22406 - USA

 Phone: 540-752-4106 - Email: info@cedar-log-homes.com
 On the Internet: www.cedar-log-homes.com

PRICE LIST FOR STANDARD LOG HOME MODELS, Page 3 of 3

<p>A Single Level Design. The Hartlake 2040 sq ft</p>  <p>2 baths, 3 bedrooms</p> <p>Kit cost - \$49,800</p>	<p>A two story design. A Popular Traditional Design The Brunswick 2123 sq ft</p>  <p>2 baths, 3 bedrooms, master bedroom on the 1st floor.</p> <p>Kit cost - \$56,500</p>	<p>A single level design with a loft. A popular contemporary design. The Sandy's Joy 2300 sq ft</p>  <p>2 baths, 3 bedrooms.</p> <p>Kit cost - \$56,500</p>
<p>A two story design. A popular traditional design. The Parson's Place 2376 sq ft</p>  <p>2 1/2 baths, 3 bedrooms, master bedroom on the 1st floor.</p> <p>Kit cost - \$60,200</p>	<p>A single level design with a loft. A popular contemporary design. The Camp Ulrich 2600 sq ft</p>  <p>2 1/2 baths, 3 bedrooms..</p> <p>Kit cost - \$60,6000</p>	<p>A single level design with a loft. A popular contemporary design. The Lake Land'or 2618 sq ft</p>  <p>2 baths, 3 bedrooms..</p> <p>Kit cost - \$64,600</p>
<p>A single level design with a loft. A popular contemporary design. The Mountain Bliss 2740 sq ft</p>  <p>2 1/2 baths, 3 bedrooms, attached garage.</p> <p>Kit cost - \$72,400</p>	<p>A two story design. A popular contemporary design. The East Carolina 3247 sq ft</p>  <p>2 1/2 baths, bonus room, attached garage, 3 bedrooms, master bedroom on the 1st floor.</p> <p>Kit cost - \$75,200</p>	

B&H Cedar Log Homes, L.L.C.

65 Nottingham Dr. - Fredericksburg, VA 22406 - USA

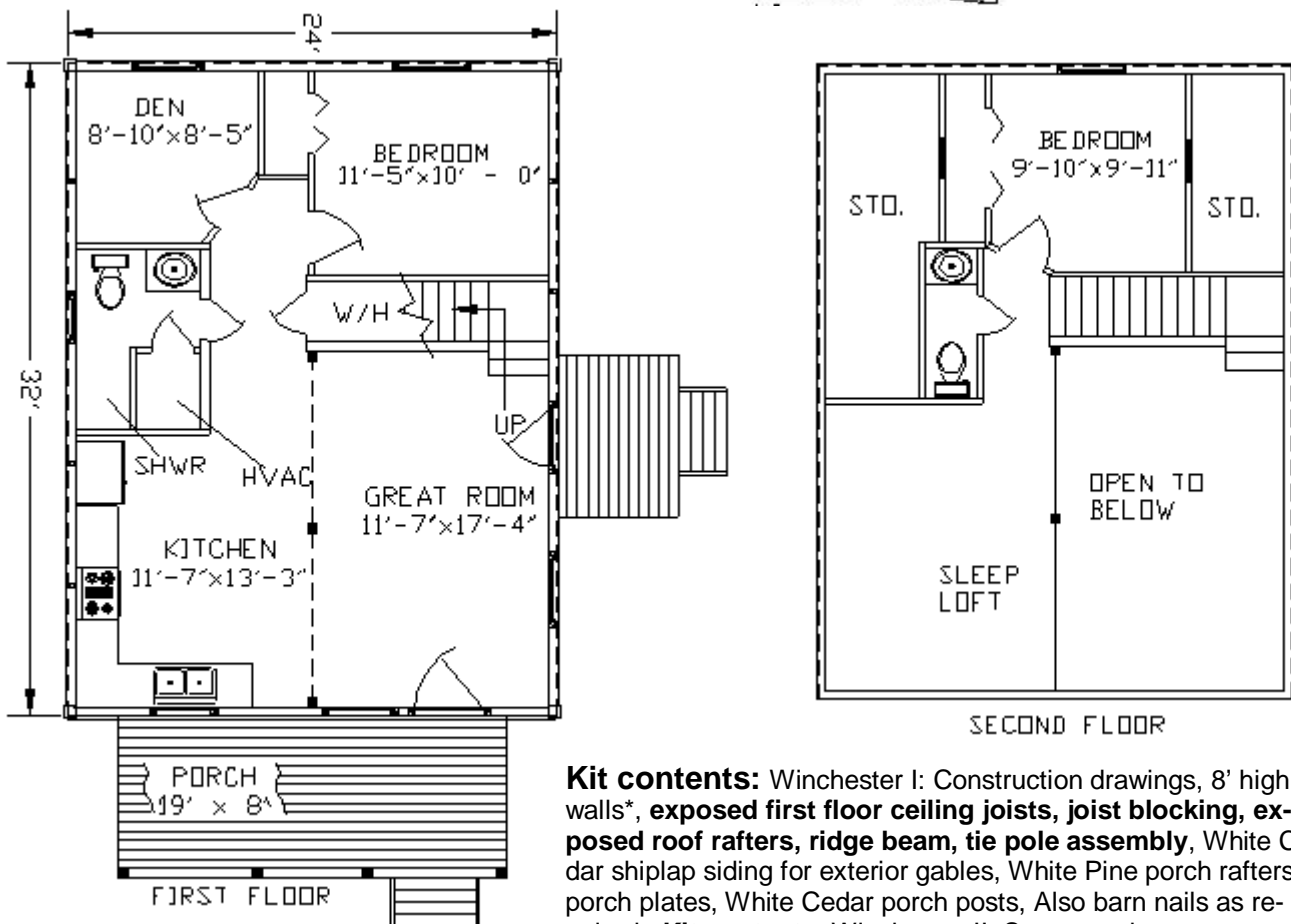
Phone: 540-752-4106 - Email: info@cedar-log-homes.com

On the Internet: www.cedar-log-homes.com

These log home construction drawings can be purchased on line. Go to http://www.cedar-log-homes.com/log_homes_price2.htm for ordering information.

Floor plan for the "Winchester I & II" 992 square feet of living space.

THE WINCHESTER I & II
992 square feet



Kit contents: Winchester I: Construction drawings, 8' high log walls*, **exposed first floor ceiling joists, joist blocking, exposed roof rafters, ridge beam, tie pole assembly**, White Cedar shi lap siding for exterior gables, White Pine porch rafters & porch plates, White Cedar porch posts, Also barn nails as required.. **Kit contents:** Winchester II: Same as above except items in **bold** are not included.

* Log walls include pre-cut 6"x6" White Cedar T&G "D" logs, Oly-Log fasteners, sealant foam, caulking, 8"x8" White Cedar corner posts,

B&H Cedar Log Homes, L.L.C.

65 Nottingham Dr. - Fredericksburg, VA 22406 - USA

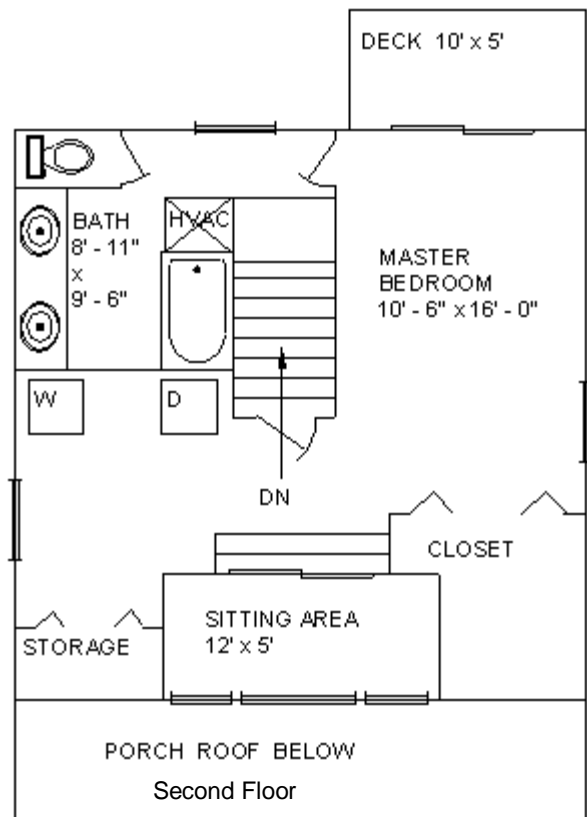
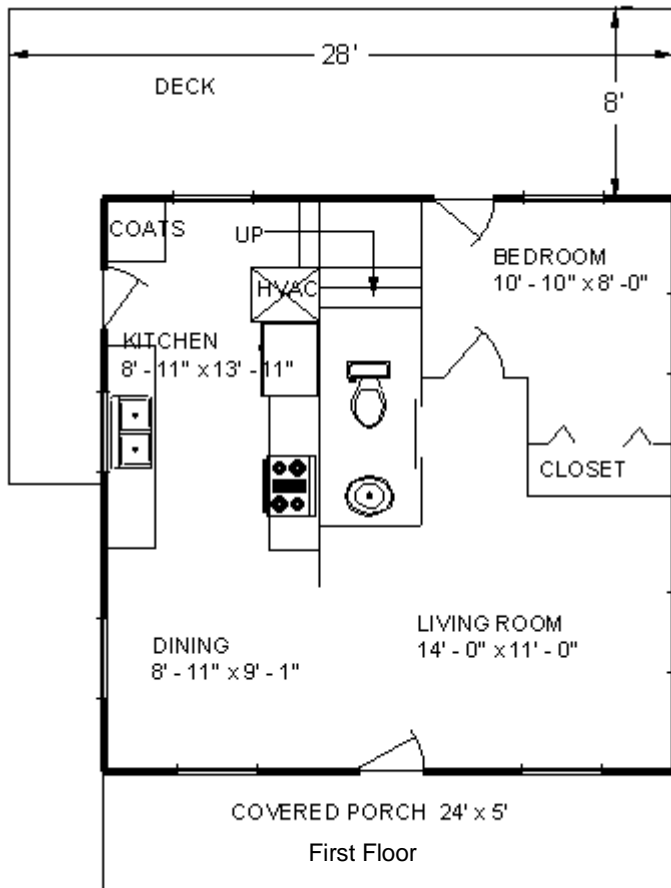
Phone: 540-752-4106 - Email: info@cedar-log-homes.com
 On the Internet: www.cedar-log-homes.com

Floor plan for "The Helen's Cedarbox" 1092 square feet of living space.



Kit Contents: Construction drawings, 8' high log walls*, exposed White Pine ceiling joists on first floor, joist blocking, White Cedar shiplap siding for exterior of gables and rear dormer, White Cedar porch posts, White Pine porch plates. Also barn nails as required.

* Log walls include pre-cut 6"x6" White Cedar T&G "D" logs, Oly-Log fasteners, sealant foam, caulking, 8"x8" White Cedar corner posts.



B&H Cedar Log Homes, L.L.C.

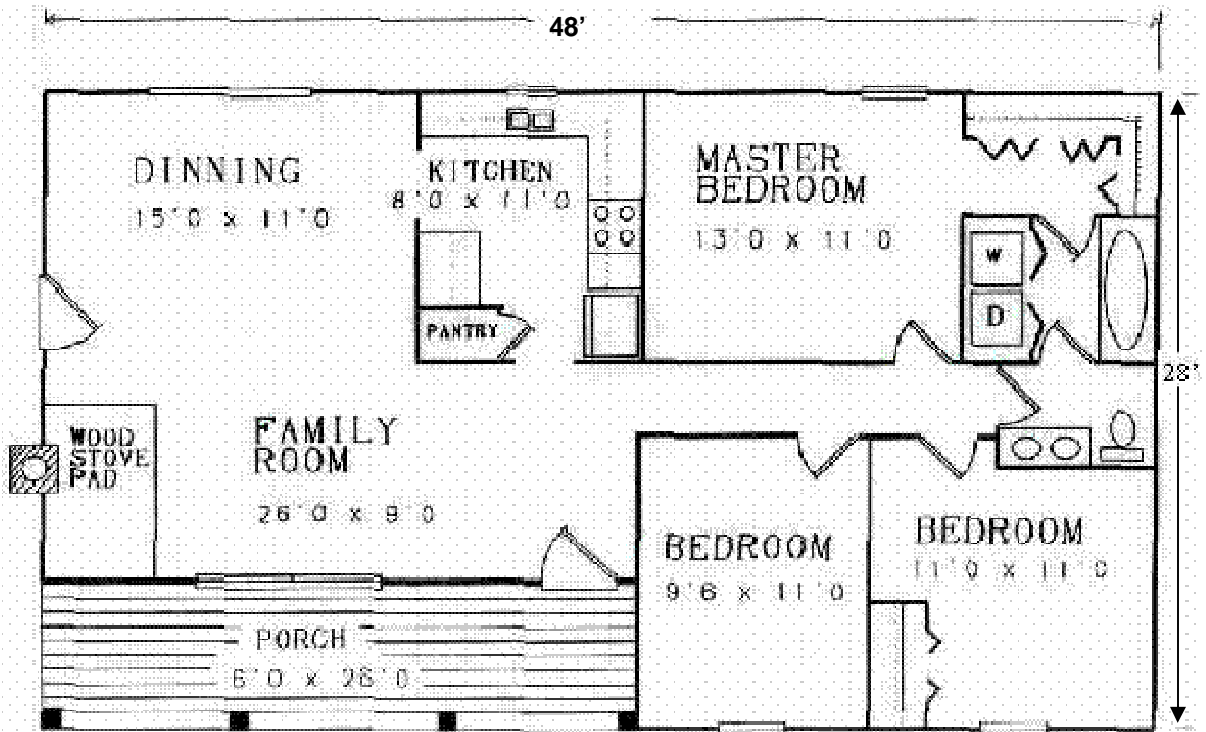

65 Nottingham Dr. - Fredericksburg, VA 22406 - USA

Phone: 540-752-4106 - Email: info@cedar-log-homes.com

On the Internet: www.cedar-log-homes.com

Floor plan for the " Wilma Jane"

1108 square feet of living space.



Kit contents: Construction drawings, 8' high log walls*, White Cedar shiplap siding for exterior of gables, White Cedar porch posts, White Pine porch plates. Also barn nails as required.

* Log walls include pre-cut 6"x6" White Cedar T&G "D" logs, OlyLog fasteners, sealant foam, caulking, 8"x8" White Cedar corner posts,

B&H Cedar Log Homes, L.L.C.

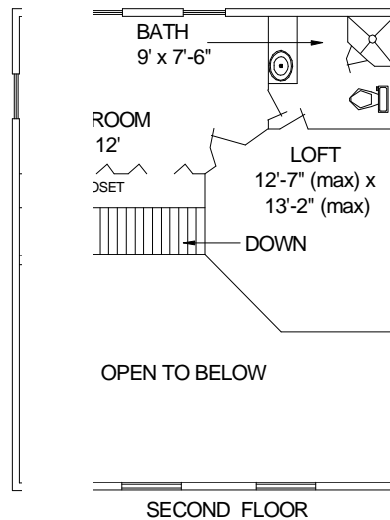
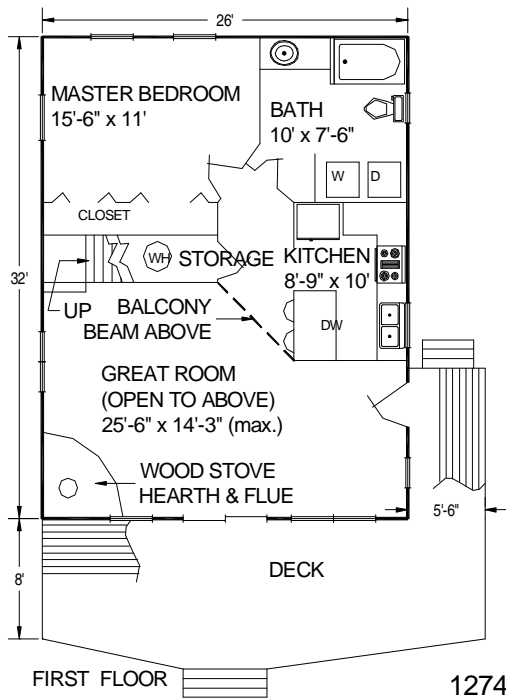
65 Nottingham Dr. - Fredericksburg, VA 22406 - USA

Phone: 540-752-4106 - Email: info@cedar-log-homes.com

On the Internet: www.cedar-log-homes.com

These log home construction drawings can be purchased on line. Go to http://www.cedar-log-homes.com/log_homes_price2.htm for ordering information.

Floor plan for the " Lake Anna II" 1274 square feet of living space.



Kit contents: Construction drawings, 8' high log walls*, exposed White Pine ceiling joists on first floor, joist blocking, exposed White Pine rafters, White Pine ridge beam, White Pine tie pole assembly, White Cedar shiplap siding for exterior gables and dormers. Also barn nails as required.

* Log walls include pre-cut 6"x6" White Cedar T&G "D" logs, OlyLog fasteners, sealant foam, caulking, 8"x8" White Cedar corner posts,

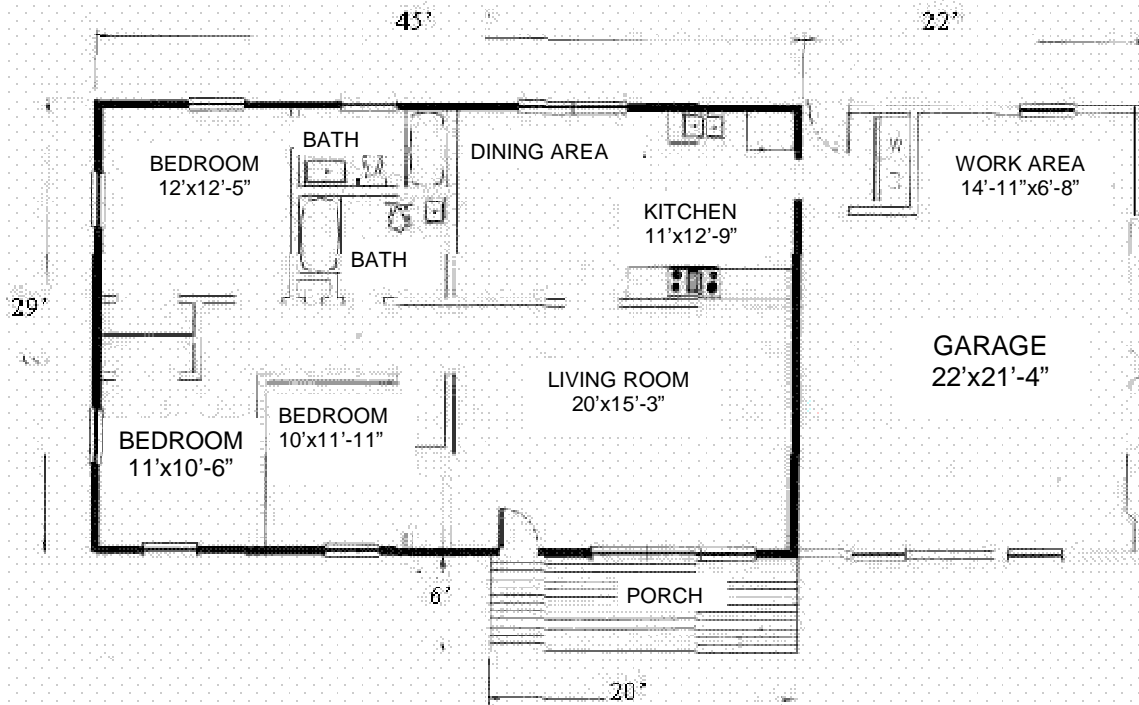
B&H Cedar Log Homes, L.L.C.

65 Nottingham Dr. - Fredericksburg, VA 22406 - USA

Phone: 540-752-4106 - Email: info@cedar-log-homes.com

On the Internet: www.cedar-log-homes.com

Floor plan for the "Jefferson" 1305 square feet of living space.



Kit Components: Construction drawings, 8' high log walls*, White Cedar shi lap siding for exterior of gables, White Cedar porch posts, White Pine porch plates. Also barn nails as required.

* Log walls include pre-cut 6"x6" White Cedar tongue & groove "D" logs, Oly-Log fasteners, sealant foam, caulking, 8"x8" White Cedar corner posts,

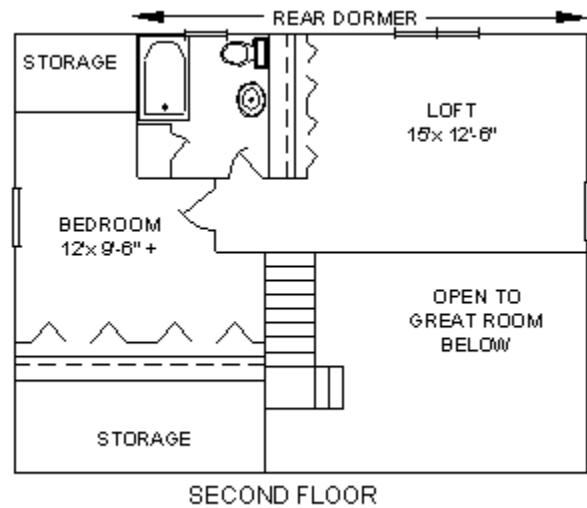
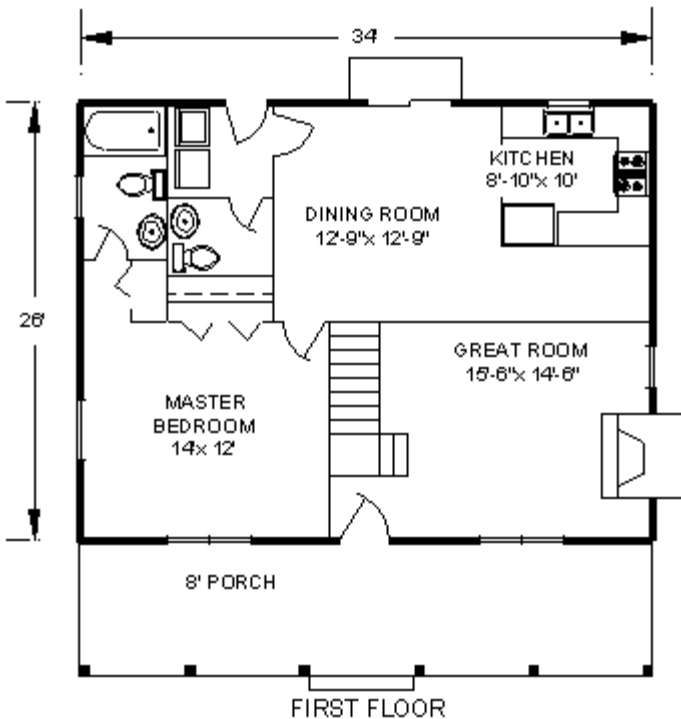
B&H Cedar Log Homes, L.L.C.

65 Nottingham Dr. - Fredericksburg, VA 22406 - USA

Phone: 540-752-4106 - Email: info@cedar-log-homes.com
On the Internet: www.cedar-log-homes.com

These log home construction drawings can be purchased on line. Go to http://www.cedar-log-homes.com/log_homes_price2.htm for ordering information.

Floor plan for the "Highland"



Kit Components: Construction drawings, 8' high log walls*, exposed White Pine ceiling joists on first floor, joist blocking, exposed White Pine rafters, ridge beam & tie pole assembly, White Cedar shiplap siding for exterior gables and rear dormer, White Pine porch rafters & porch plates, White Cedar porch posts, Also barn nails as required.

* Log walls include pre-cut 6"x6" White Cedar tongue & groove "D" logs, OlyLog fasteners, sealant foam, caulking, 8"x8" White Cedar corner posts,

B&H Cedar Log Homes, L.L.C.

65 Nottingham Dr. - Fredericksburg, VA 22406 - USA

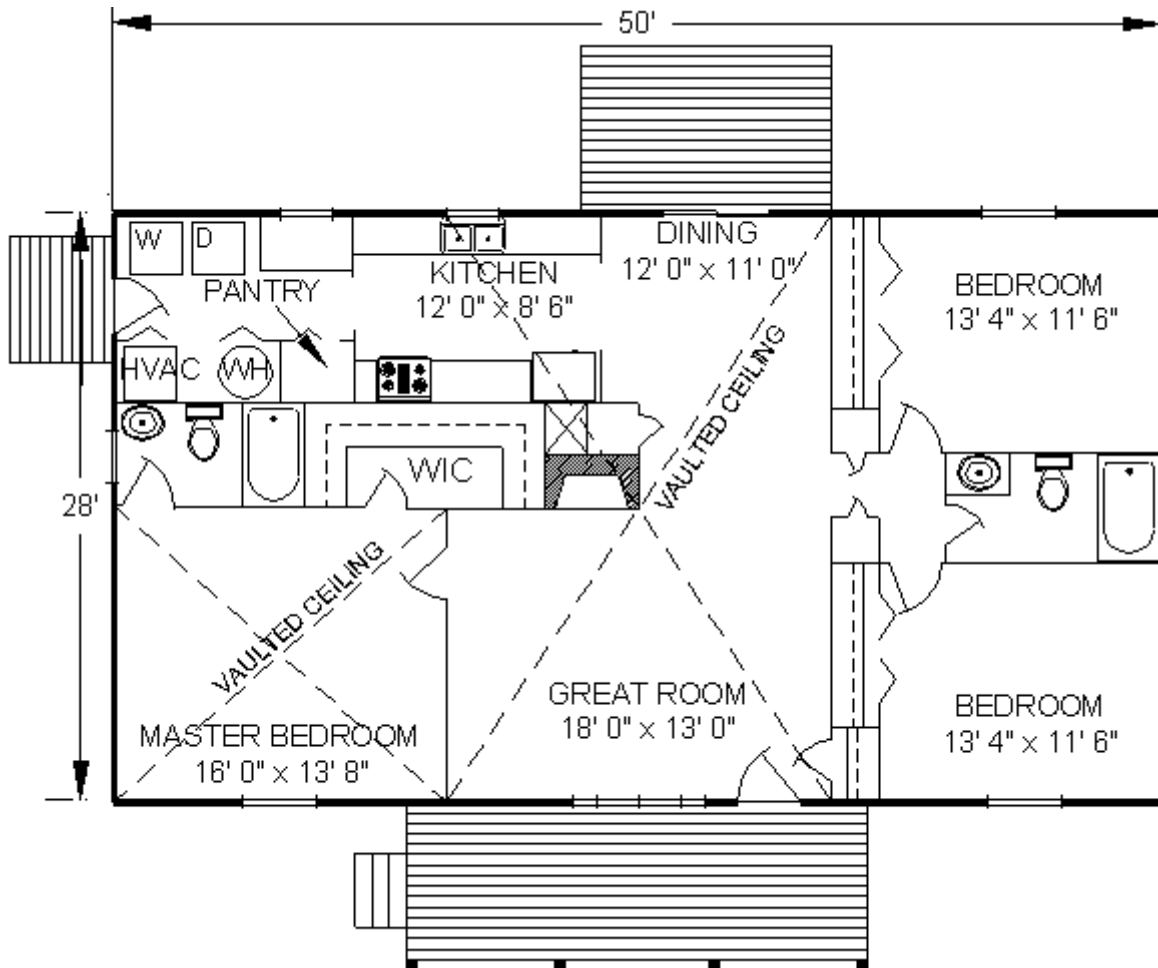
Phone: 540-752-4106 - Email: info@cedar-log-homes.com
On the Internet: www.cedar-log-homes.com

Floor plan for the "Woodland" 1400 square feet of living space.



Kit components: Construction drawings, 8' high log walls*, White Cedar shiplap siding for exterior of gables & porch posts, White Pine porch plates. Also, White Cedar log siding to cover band boards, except under porches & decks. Also barn nails as required.

* Log walls include pre-cut 6"x6" White Cedar tongue & groove "D" logs, OlyLog fasteners, sealant foam, caulking, 8"x8" White Cedar corner posts,



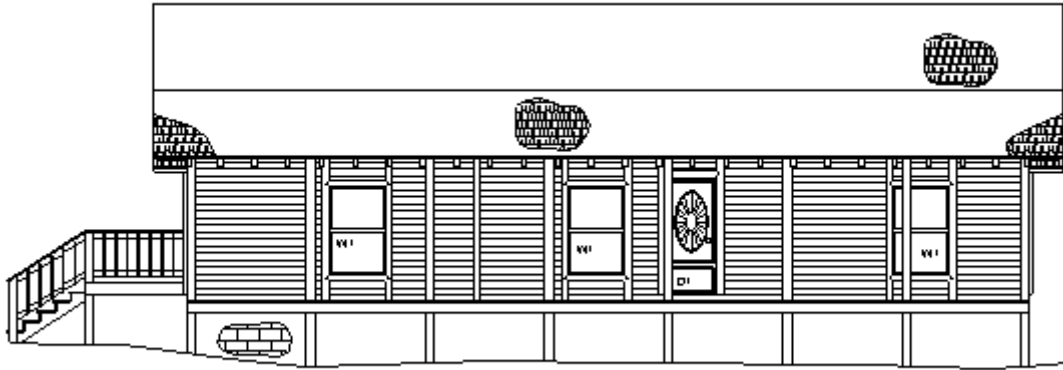
B&H Cedar Log Homes, L.L.C.

65 Nottingham Dr. - Fredericksburg, VA 22406 - USA

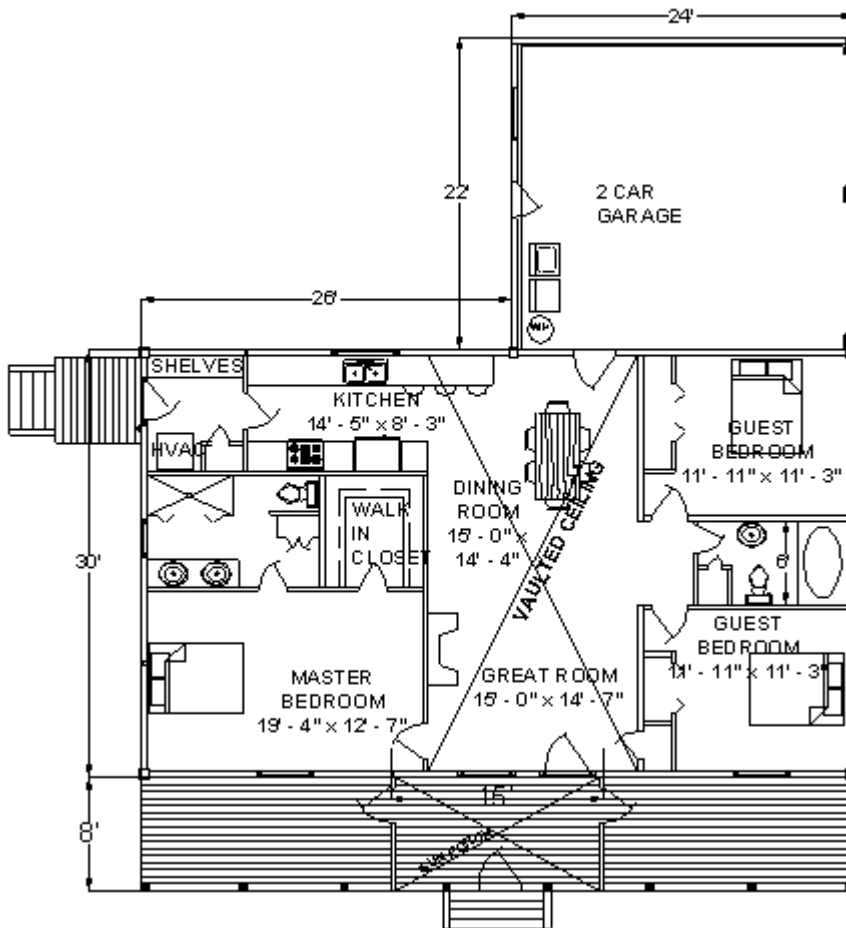
Phone: 540-752-4106 - Email: info@cedar-log-homes.com
On the Internet: www.cedar-log-homes.com

These log home construction drawings can be purchased on line. Go to http://www.cedar-log-homes.com/log_homes_price2.htm for ordering information.

Floor plan for the "Woodland II" 1500 square feet of living space.



STEPS
Porch steps, handrails & sun room omitted for clarity.



Kit components:

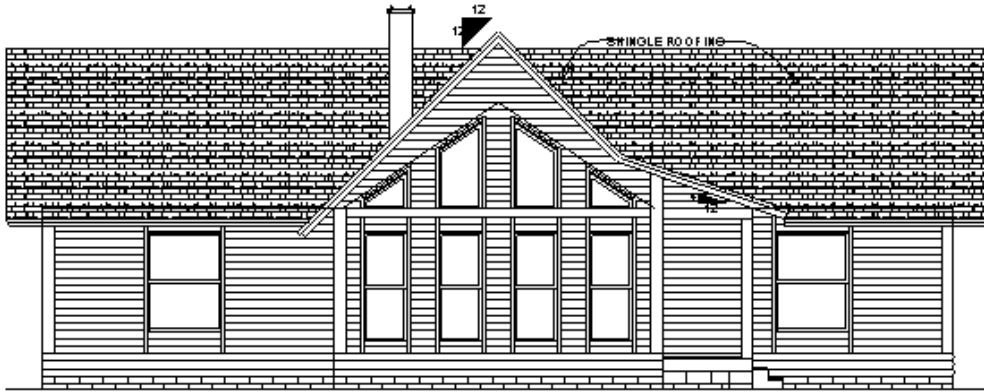
Construction drawings, 8' high log walls*, White Cedar shiplap siding for exterior of gables, garage & porch posts, White Pine porch plates. Also, White Cedar log siding to cover band boards, except under porches & decks. Barn nails as required.

* Log walls include pre-cut 6"x6" White Cedar tongue & groove "D" logs, OlyLog fasteners, sealant foam, caulking, 8"x8" White Cedar corner posts,

B&H Cedar Log Homes, L.L.C.
 65 Nottingham Dr. - Fredericksburg, VA 22406 - USA
 Phone: 540-752-4106 - Email: info@cedar-log-homes.com
 On the Internet: www.cedar-log-homes.com

These log home construction drawings can be purchased on line. Go to http://www.cedar-log-homes.com/log_homes_price2.htm for ordering information.

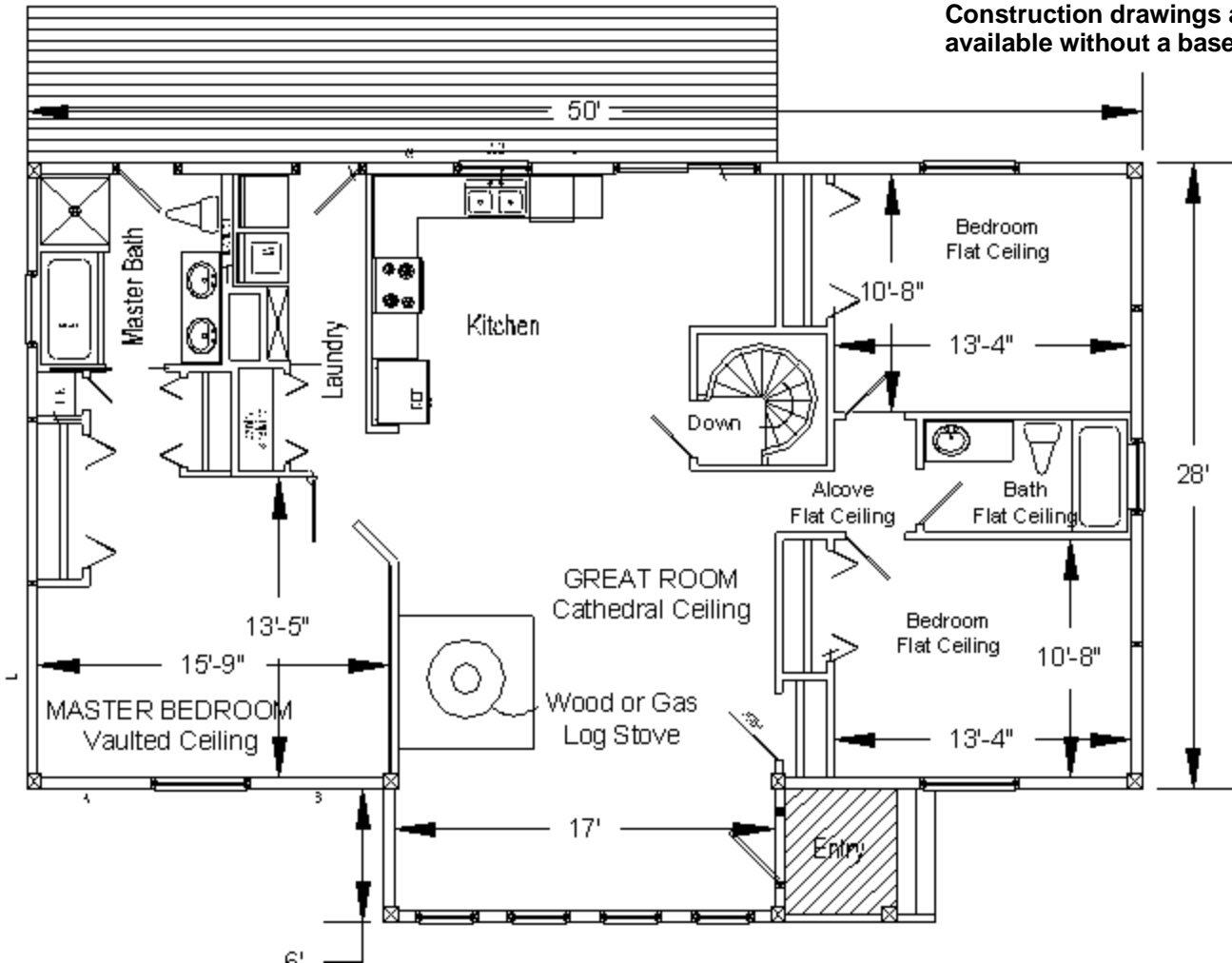
Floor plan for the "High Country"
 1500 square feet of living space.



Kit components: Construction drawings, 8' high log walls*, White Cedar shiplap siding for exterior of gables, porch posts, White Pine porch plates. Also, White Cedar log siding to cover band boards, except under porches & decks. Barn nails as required.

* Log walls include pre-cut 6"x6" White Cedar tongue & groove "D" logs, OlyLog fasteners, sealant foam, caulking, 8"x8" White Cedar corner posts,

Construction drawings are also available without a basement.



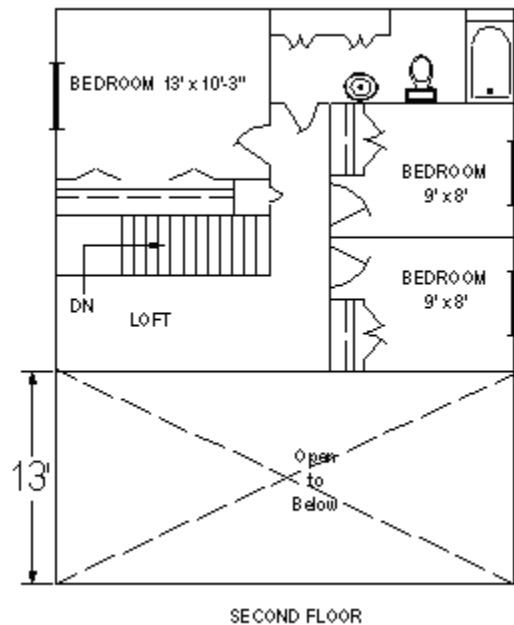
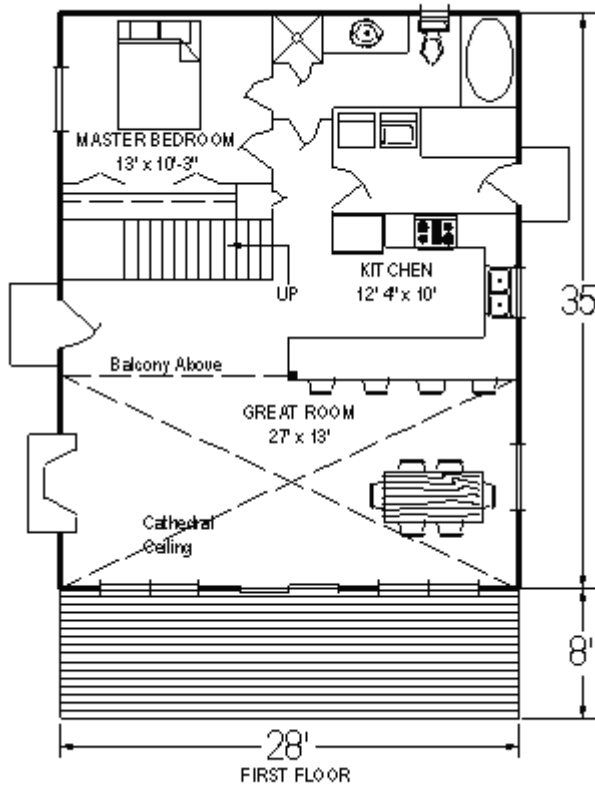
B&H Cedar Log Homes, L.L.C.

65 Nottingham Dr. - Fredericksburg, VA 22406 - USA

Phone: 540-752-4106 - Email: info@cedar-log-homes.com
On the Internet: www.cedar-log-homes.com

Floor plan for the "Lake Anna"

1589 square feet of living space.



Kit contents: Construction drawings, 8' high log walls*, exposed White Pine ceiling joists on first floor, joist blocking, exposed White Pine rafters, White Pine ridge beam, White Pine tie pole assembly, White Cedar shiplap siding for exterior gables and shed dormers. Barn nails as required.
* Log walls include pre-cut 6"x6" White Cedar T&G "D" logs, OlyLog fasteners, sealant foam, caulking, 8"x8" White Cedar corner posts,


B&H Cedar Log Homes, L.L.C.

65 Nottingham Dr. - Fredericksburg, VA 22406 - USA

Phone: 540-752-4106 - Email: info@cedar-log-homes.com
On the Internet: www.cedar-log-homes.com

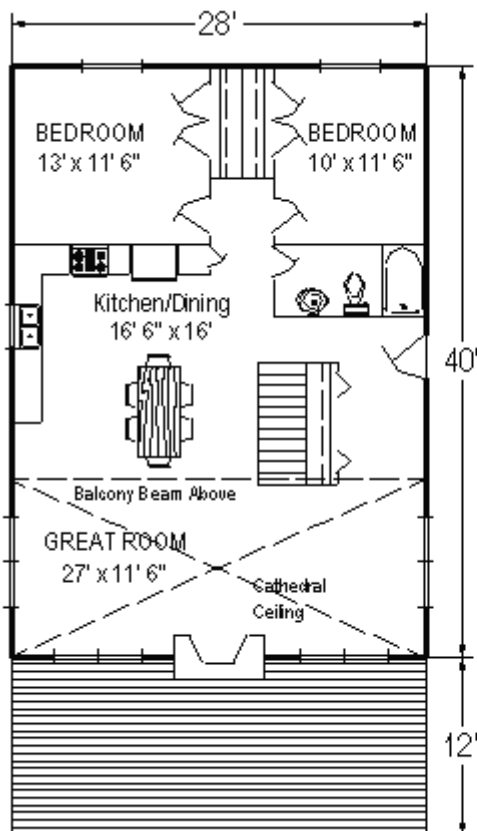
These log home construction drawings can be purchased on line. Go to http://www.cedar-log-homes.com/log_homes_price2.htm for ordering information.

Floor plan for the "Lake Gaston" 1660 square feet of living space.

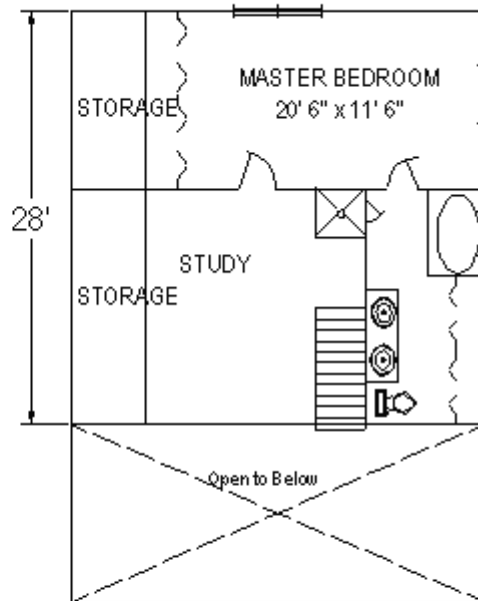


Kit contents: Construction drawings, 8' high log walls*, exposed White Pine ceiling joists on first floor, joist blocking, exposed White Pine rafters, White Pine ridge beam, White Pine tie pole assembly, White Cedar shiplap siding for exterior gables and shed dormer. Barn nails as required.

* Log walls include pre-cut 6"x6" White Cedar T&G "D" logs, OlyLog fasteners, sealant foam, caulking, 8"x8" White Cedar corner posts,



FIRST FLOOR



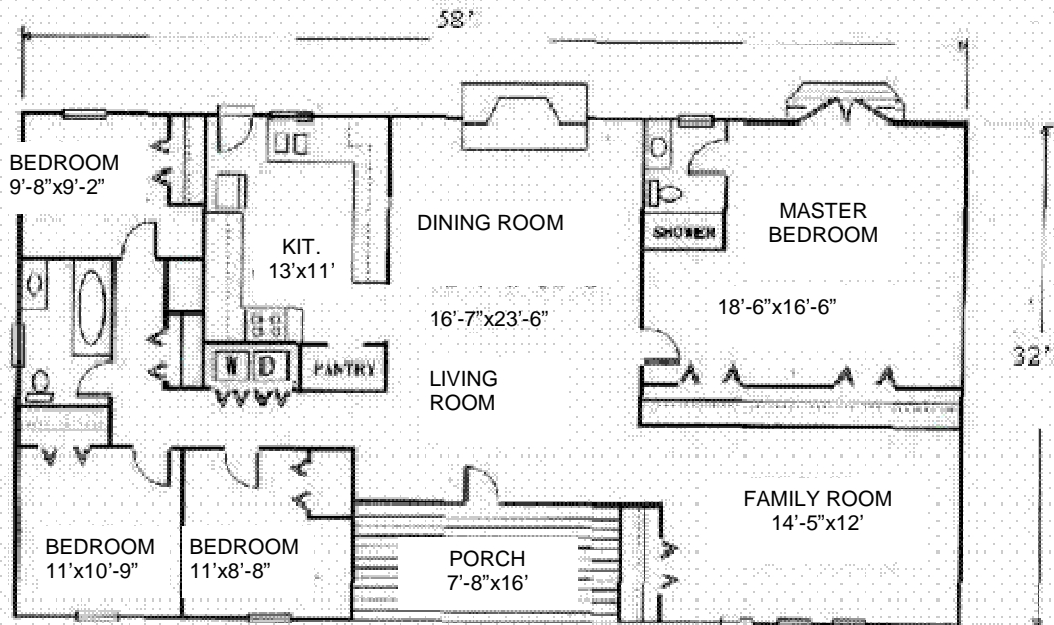
SECOND FLOOR

B&H Cedar Log Homes, L.L.C.

65 Nottingham Dr. - Fredericksburg, VA 22406 - USA

Phone: 540-752-4106 - Email: info@cedar-log-homes.com
On the Internet: www.cedar-log-homes.com

Floor plan for the "Sugar Hollow" 1700 square feet of living space.



Kit contents: Construction drawings, 8' high log walls*, White Cedar shiplap siding for exterior of gables & White Cedar porch posts, White Pine porch plates. Barn nails as required.

* Log walls include pre-cut 6"x6" White Cedar T&G "D" logs, OlyLog fasteners, sealant foam, caulking, 8"x8" White Cedar corner posts,

B&H Cedar Log Homes, L.L.C.

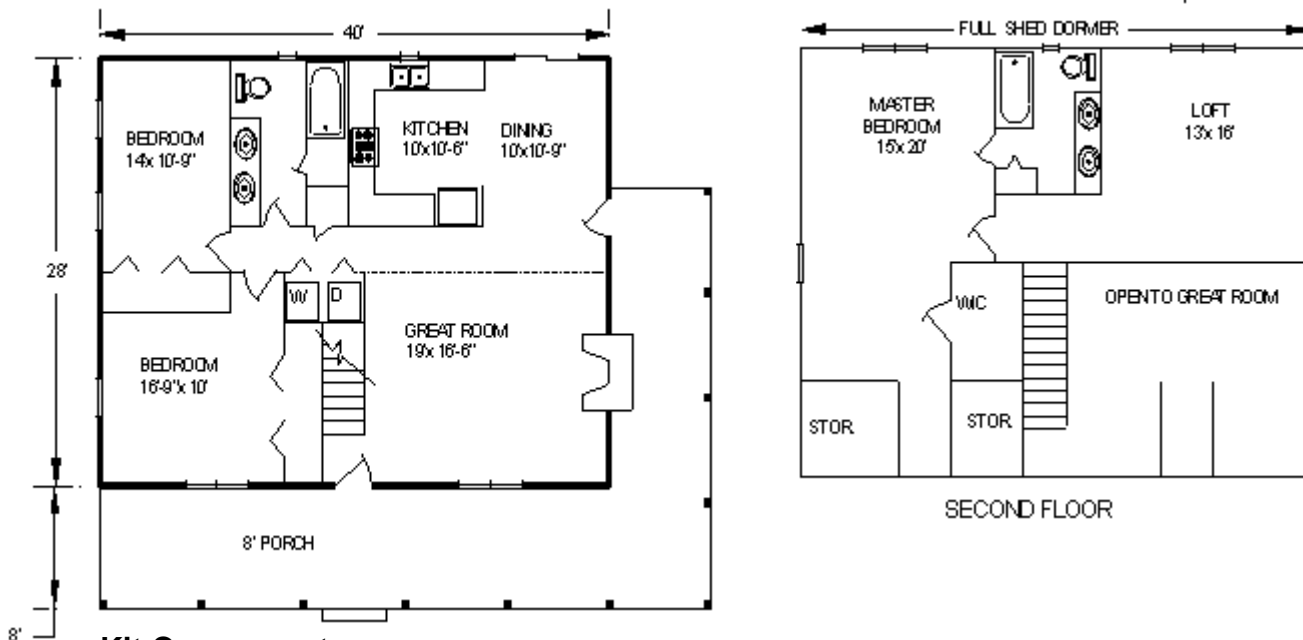

65 Nottingham Dr. - Fredericksburg, VA 22406 - USA

Phone: 540-752-4106 - Email: info@cedar-log-homes.com
On the Internet: www.cedar-log-homes.com

These log home construction drawings can be purchased on line. Go to http://www.cedar-log-homes.com/log_homes_price2.htm for ordering information.

Floor plan for the "Hanover."

1783 square feet of living space.



Kit Components: Construction drawings, 8' high log walls*, exposed White Pine ceiling joists on first floor, joist blocking, exposed White Pine rafters, ridge beam & tie pole assembly, White Cedar shiplap siding for exterior gables, front & rear dormers, White Pine porch rafters & porch plates, White Cedar porch posts, Barn nails as required.

* Log walls include pre-cut 6"x6" White Cedar tongue & groove "D" logs, OlyLog fasteners, sealant foam, caulking, 8"x8" White Cedar corner posts,

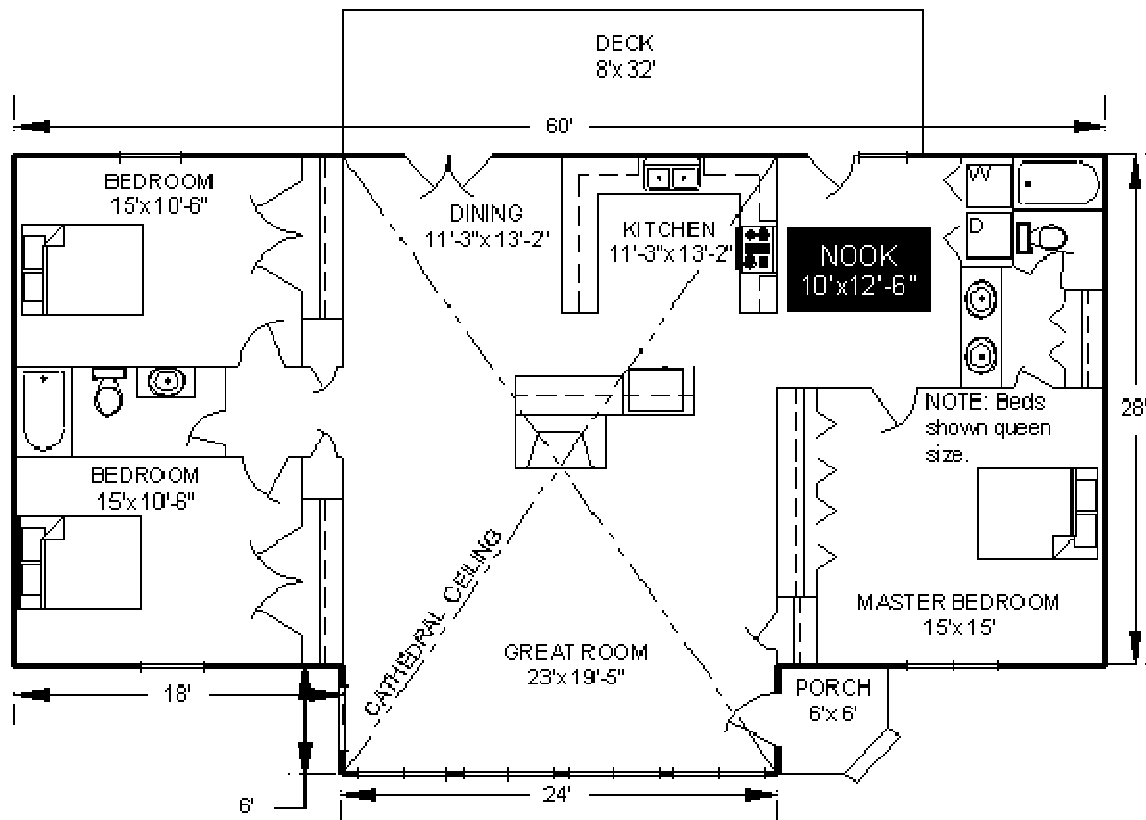

B&H Cedar Log Homes, L.L.C.

65 Nottingham Dr. - Fredericksburg, VA 22406 - USA

Phone: 540-752-4106 - Email: info@cedar-log-homes.com
On the Internet: www.cedar-log-homes.com

Floor plan for the "Salem."

1824 square feet of living space.



Kit contents: Construction drawings, 8' high log walls*, White Cedar shiplap siding for exterior of gables & porch posts, White Pine porch plates. Barn nails as required.

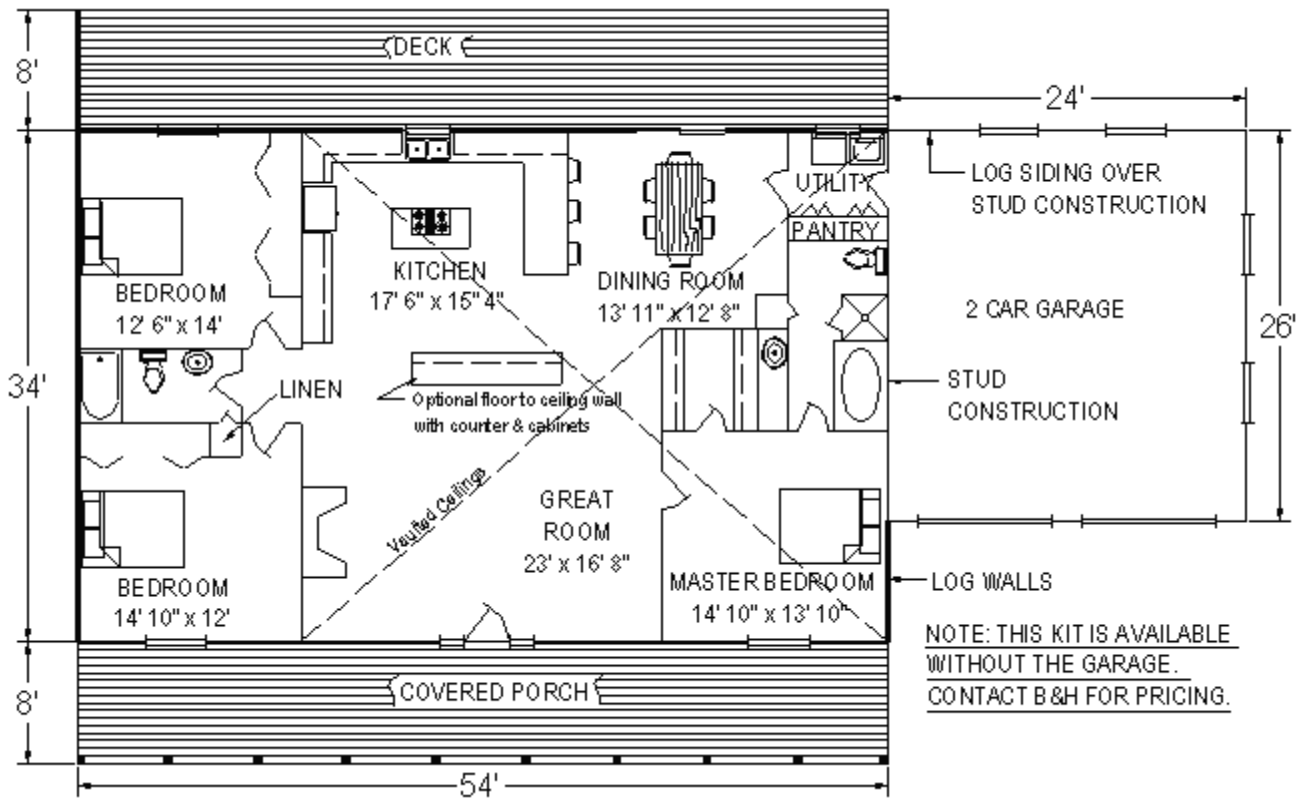
* Log walls include pre-cut 6"x6" White Cedar T&G "D" logs, OlyLog fasteners, sealant foam, caulking, 8"x8" White Cedar corner posts,

B&H Cedar Log Homes, L.L.C.

65 Nottingham Dr. - Fredericksburg, VA 22406 - USA

Phone: 540-752-4106 - Email: info@cedar-log-homes.com
 On the Internet: www.cedar-log-homes.com

Floor plan for the "Alabama's Pride" 1836 square feet of living space.



Kit components: Construction drawings, 8' high log walls*, White Cedar shiplap siding for exterior of gables, garage & porch posts, White Pine porch plates. Also, White Cedar log siding to cover band boards, except under porches & decks. Barn nails as required.

* Log walls include pre-cut 6"x6" White Cedar tongue & groove "D" logs, Oly-Log fasteners, sealant foam, caulking, 8"x8" White Cedar corner posts,

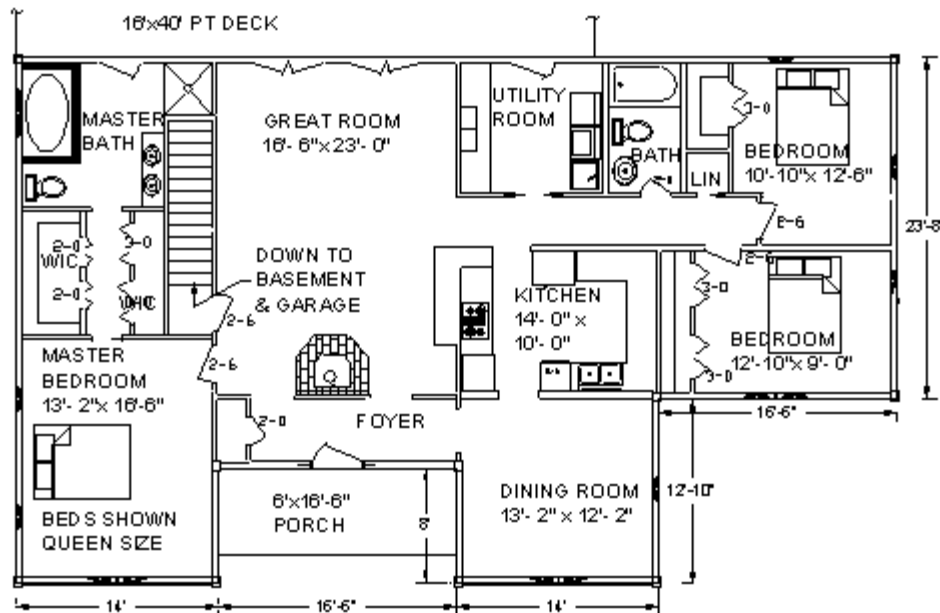
B&H Cedar Log Homes, L.L.C.

65 Nottingham Dr. - Fredericksburg, VA 22406 - USA

Phone: 540-752-4106 - Email: info@cedar-log-homes.com
On the Internet: www.cedar-log-homes.com

These log home construction drawings can be purchased on line. Go to http://www.cedar-log-homes.com/log_homes_price2.htm for ordering information.

Floor plan for the "Caledon Classic" 1880 square feet of living space.



Kit components: Construction drawings, 8' high log walls*, White Pine exposed rafters and ridge beam over great room, White Cedar shiplap siding for four house gables & full walk out basement rear wall, White Pine porch rafters & White Cedar porch posts. Barn nails as required.

* Log walls include pre-cut 6"x6" White Cedar tongue & groove "D" logs, OlyLog fasteners, sealant foam, caulking, 8"x8" White Cedar corner posts,

B&H Cedar Log Homes, L.L.C.

65 Nottingham Dr. - Fredericksburg, VA 22406 - USA

Phone: 540-752-4106 - Email: info@cedar-log-homes.com
On the Internet: www.cedar-log-homes.com

These log home construction drawings can be purchased on line. Go to http://www.cedar-log-homes.com/log_homes_price2.htm for ordering information.

Floor plan for the "Cardinal" 1963 square feet of living space.

Continued on the next page.



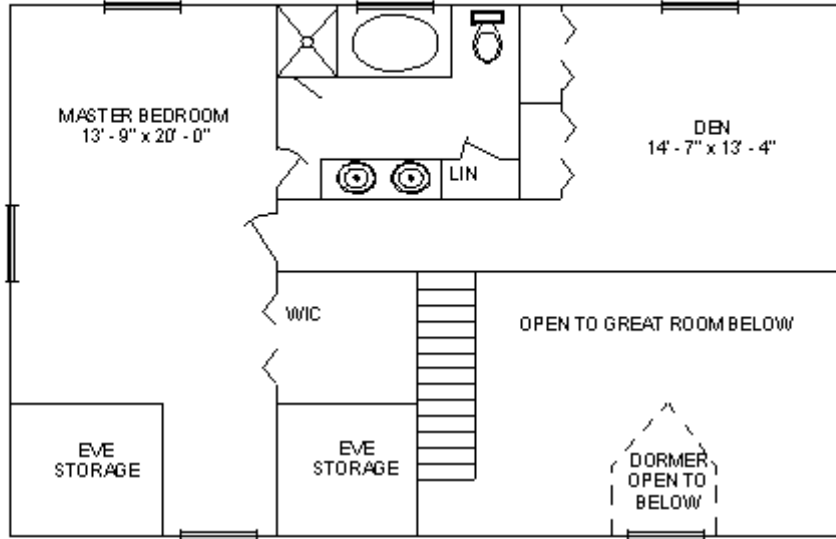
Kit Components: Construction drawings, 8' high log walls*, exposed White Pine ceiling joists on first floor, joist blocking, exposed White Pine rafters, ridge beam & tie pole assembly, White Cedar shiplap siding for exterior of gables and dormers, White Pine porch rafters & porch plates, White Cedar porch posts, Barn nails as required.

* Log walls include pre-cut 6"x6" White Cedar tongue & groove "D" logs, OlyLog fasteners, sealant foam, caulking, 8"x8" White Cedar corner posts,

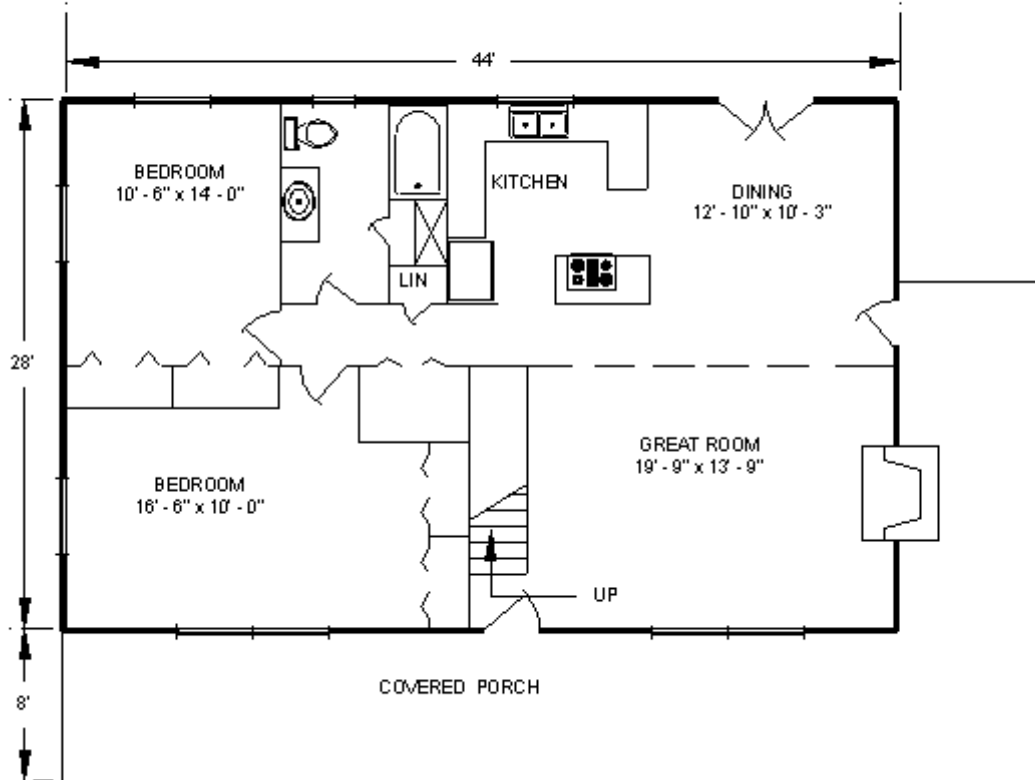
The floor plans can be found on the next page

These log home construction drawings can be purchased on line. Go to http://www.cedar-log-homes.com/log_homes_price2.htm for ordering information.

Floor plan for the "Cardinal"
1963 square feet of living space.
Continued from the previous page.



SECOND FLOOR PLAN



FIRST FLOOR PLAN


B&H Cedar Log Homes, L.L.C.

65 Nottingham Dr. - Fredericksburg, VA 22406 - USA

Phone: 540-752-4106 - Email: info@cedar-log-homes.com
On the Internet: www.cedar-log-homes.com

Floor plan for the "Granada"

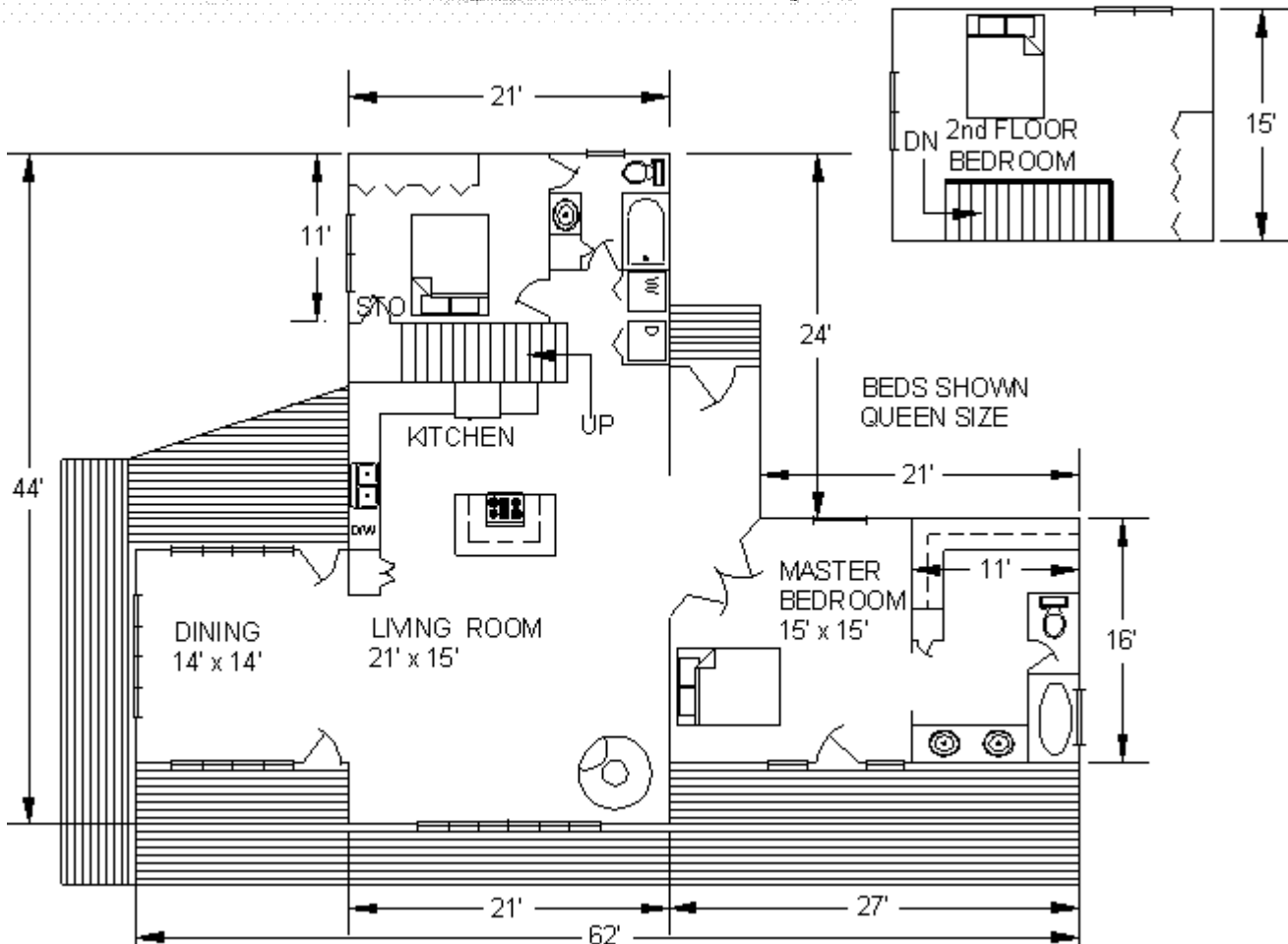
2006 square feet of living space.



Kit components:

Construction drawings, 8' high log walls*, White Cedar shiplap siding for exterior of gables and second floor walls. Barn nails as required.

* Log walls include pre-cut 6"x6" White Cedar tongue & groove "D" logs, OlyLog fasteners, sealant foam, caulking, 8"x8" White Cedar corner posts,



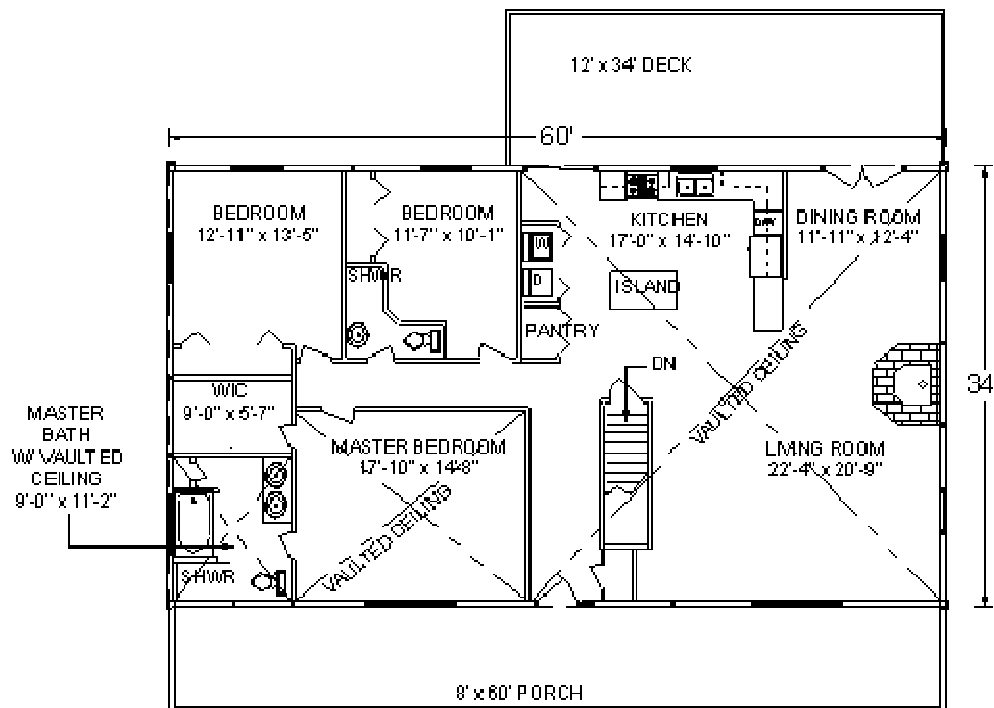
B&H Cedar Log Homes, L.L.C.

65 Nottingham Dr. - Fredericksburg, VA 22406 - USA

Phone: 540-752-4106 - Email: info@cedar-log-homes.com
On the Internet: www.cedar-log-homes.com

These log home construction drawings can be purchased on line. Go to http://www.cedar-log-homes.com/log_homes_price2.htm for ordering information.

Floor plan for the "Hartlake" 2040 square feet of living space.



Kit contents: Construction drawings, 8' high log walls*, White Cedar shiplap siding for exterior of gables & porch posts, White Pine porch plates & exposed porch rafters. Barn nails as required.

* Log walls include pre-cut 6"x6" White Cedar T&G "D" logs, OlyLog fasteners, sealant foam, caulking, 8"x8" White Cedar corner posts,


B&H Cedar Log Homes, L.L.C.

65 Nottingham Dr. - Fredericksburg, VA 22406 - USA

Phone: 540-752-4106 - Email: info@cedar-log-homes.com
On the Internet: www.cedar-log-homes.com

Floor plan for the "Brunswick" 2123 square feet of living space.

Continued on the next page.



Kit Components: Construction drawings, 8' high log walls*, exposed White Pine ceiling joists on first floor, joist blocking, exposed White Pine rafters, ridge beam & tie pole assembly, White Cedar shiplap siding for exterior of gables and dormers, White Pine porch rafters & porch plates, White Cedar porch posts. Barn nails as required.

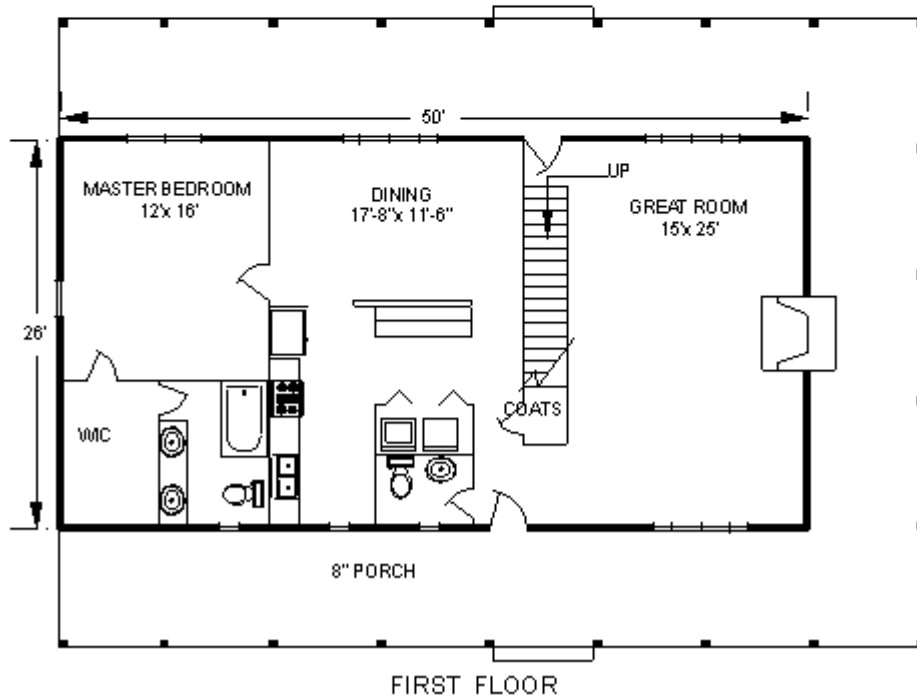
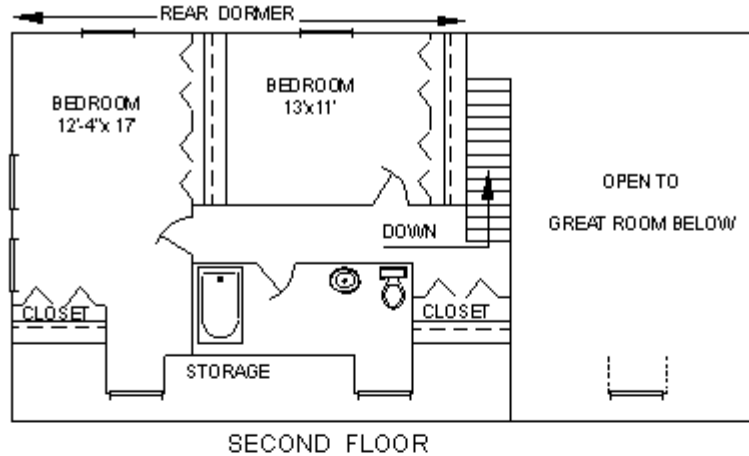
* Log walls include pre-cut 6"x6" White Cedar tongue & groove "D" logs, OlyLog fasteners, sealant foam, caulking, 8"x8" White Cedar corner posts,

The floor plans can be found on the next page

B&H Cedar Log Homes, L.L.C.

65 Nottingham Dr. - Fredericksburg, VA 22406 - USA
Phone: 540-752-4106 - Email: info@cedar-log-homes.com
On the Internet: www.cedar-log-homes.com

Floor plan for the "Brunswick" 2123 square feet of living space. Continued from the previous page.



B&H Cedar Log Homes, L.L.C.
 65 Nottingham Dr. - Fredericksburg, VA 22406 - USA

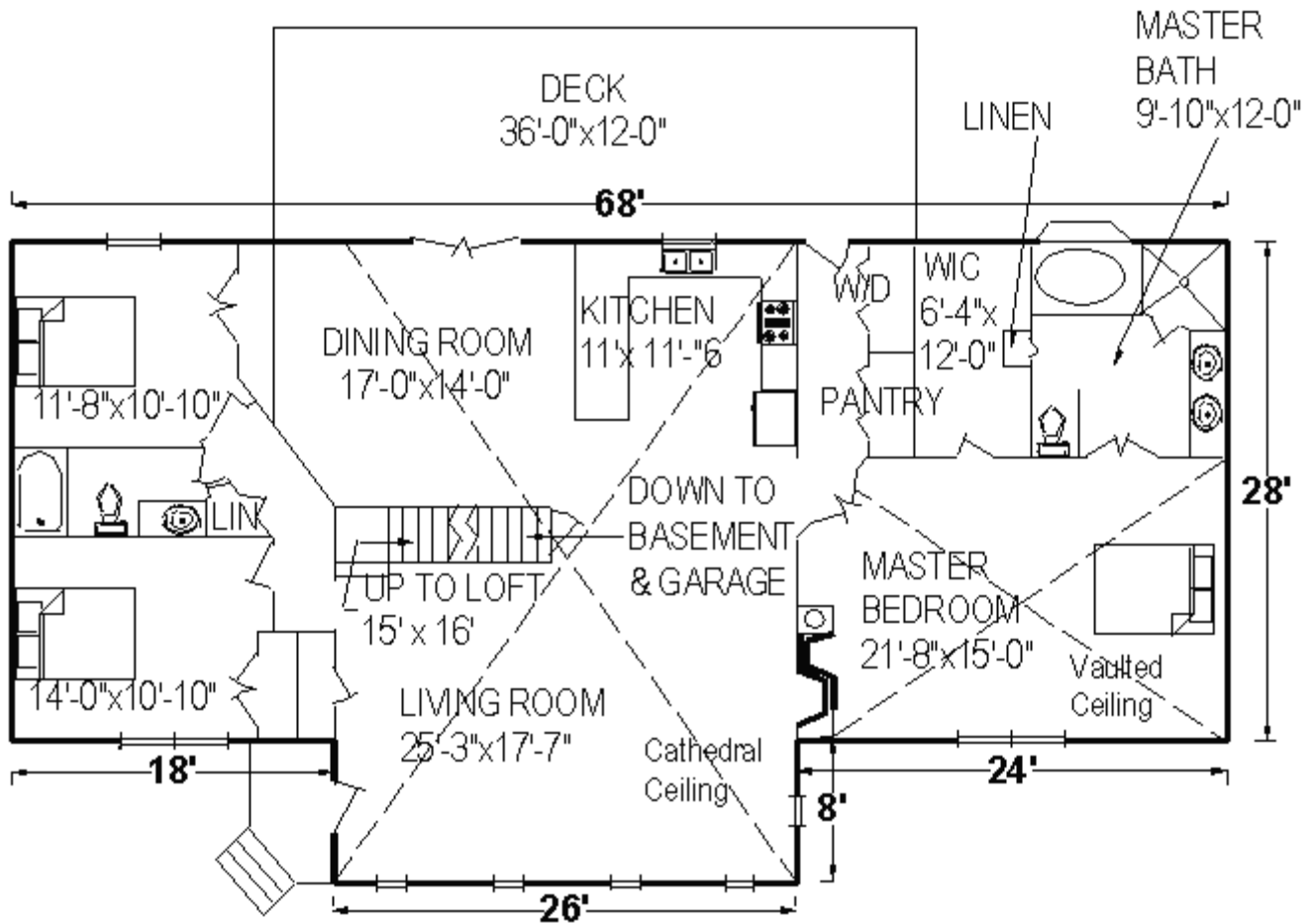
Phone: 540-752-4106 - Email: info@cedar-log-homes.com
 On the Internet: www.cedar-log-homes.com

These log home construction drawings can be purchased on line. Go to http://www.cedar-log-homes.com/log_homes_price2.htm for ordering information.

Floor plan for the "Sandy's Joy"
 2300 square feet of living space.



Kit components: Construction drawings, 8'-6" high log walls*, exposed 4"x8" White Pine ceiling joists over dining room and kitchen, exposed 4"x6" White Cedar rafters and ridge beam over loft and great room, joist blocking, collar tie assemblies, White Cedar shiplap siding for four house gables, White Cedar porch post. Barn nails as required.
 * Log walls include pre-cut 6"x6" White Cedar tongue & groove "D" logs, OlyLog fasteners, sealant foam, caulking, 8"x8" White Cedar corner posts,



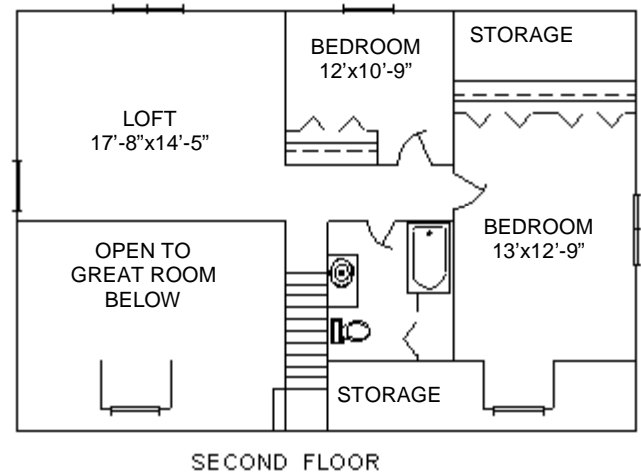
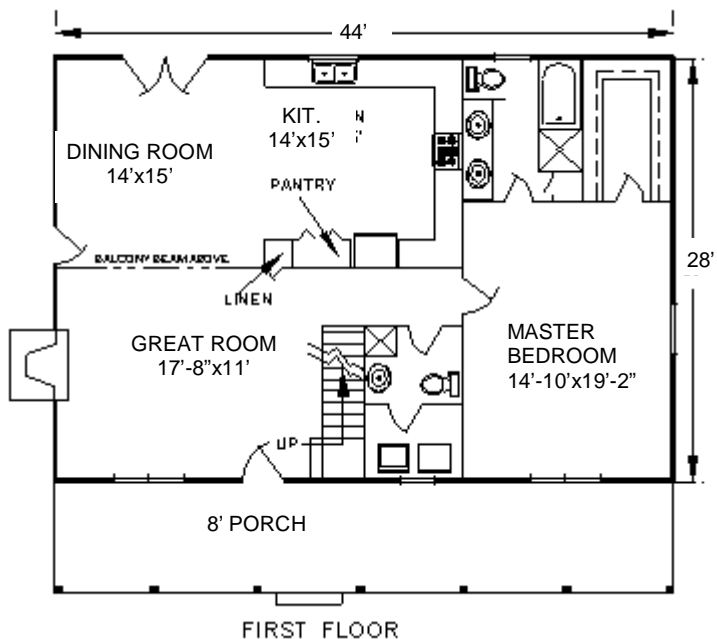
B&H Cedar Log Homes, L.L.C.

65 Nottingham Dr. - Fredericksburg, VA 22406 - USA

Phone: 540-752-4106 - Email: info@cedar-log-homes.com

On the Internet: www.cedar-log-homes.com

Floor plan for the "Parson's Place" 2376 square feet of living space.



Kit Components: Construction drawings, 8' high log walls*, exposed White Pine ceiling joists above first floor, joist blocking, exposed White Pine rafters, ridge beam & tie pole assembly, White Cedar shiplap siding for exterior gables, rear dormer & front dormers, White Pine porch rafters & porch plates, White Cedar porch posts. Barn nails as required.

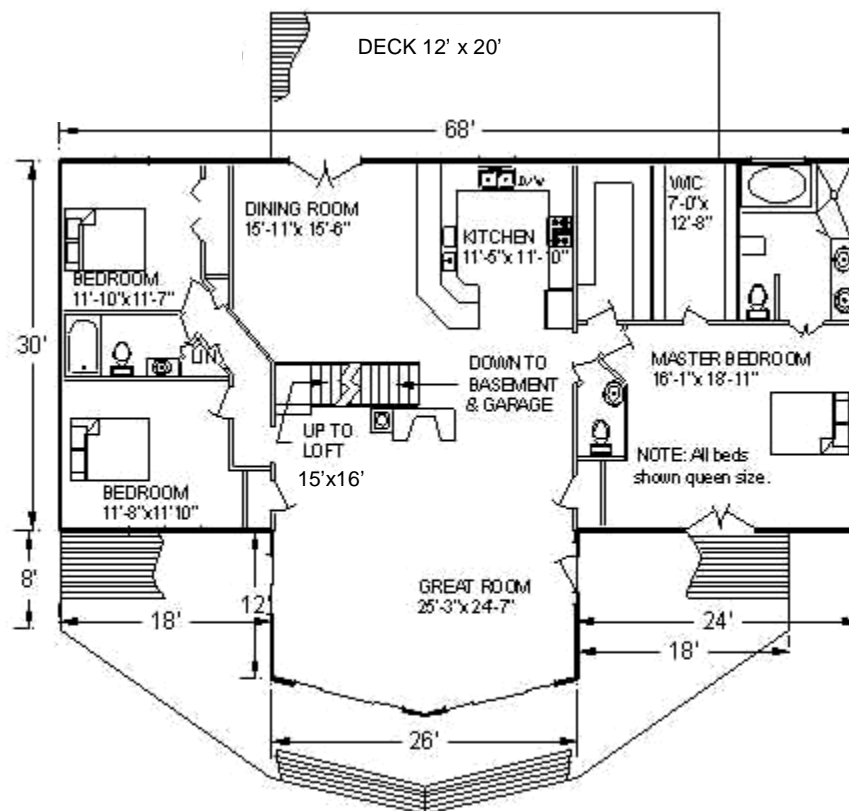
* Log walls include pre-cut 6"x6" White Cedar tongue & groove "D" logs, OlyLog fasteners, sealant foam, caulking, 8"x8" White Cedar corner posts,

B&H Cedar Log Homes, L.L.C.
65 Nottingham Dr. - Fredericksburg, VA 22406 - USA

Phone: 540-752-4106 - Email: info@cedar-log-homes.com
On the Internet: www.cedar-log-homes.com

These log home construction drawings can be purchased on line. Go to http://www.cedar-log-homes.com/log_homes_price2.htm for ordering information.

Floor plan for the "Camp Ulrich"
2600 square feet of living space.



Kit Components: Construction drawings, log walls* approximately 102" high, exposed White Pine 4"x 8" ceiling joists over dining room and kitchen, exposed White Pine 4"x6"rafters and 6"x6" ridge beam over loft and great room, joist blocking, collar tie assemblies, White Cedar shiplap siding for four house gables, porch post, Barn nails as required.

* Log walls include pre-cut 6"x6" White Cedar tongue & groove "D" logs, OlyLog fasteners, sealant foam, caulking, 8"x8" White Cedar corner posts,

B&H Cedar Log Homes, L.L.C.
 65 Nottingham Dr. - Fredericksburg, VA 22406 - USA

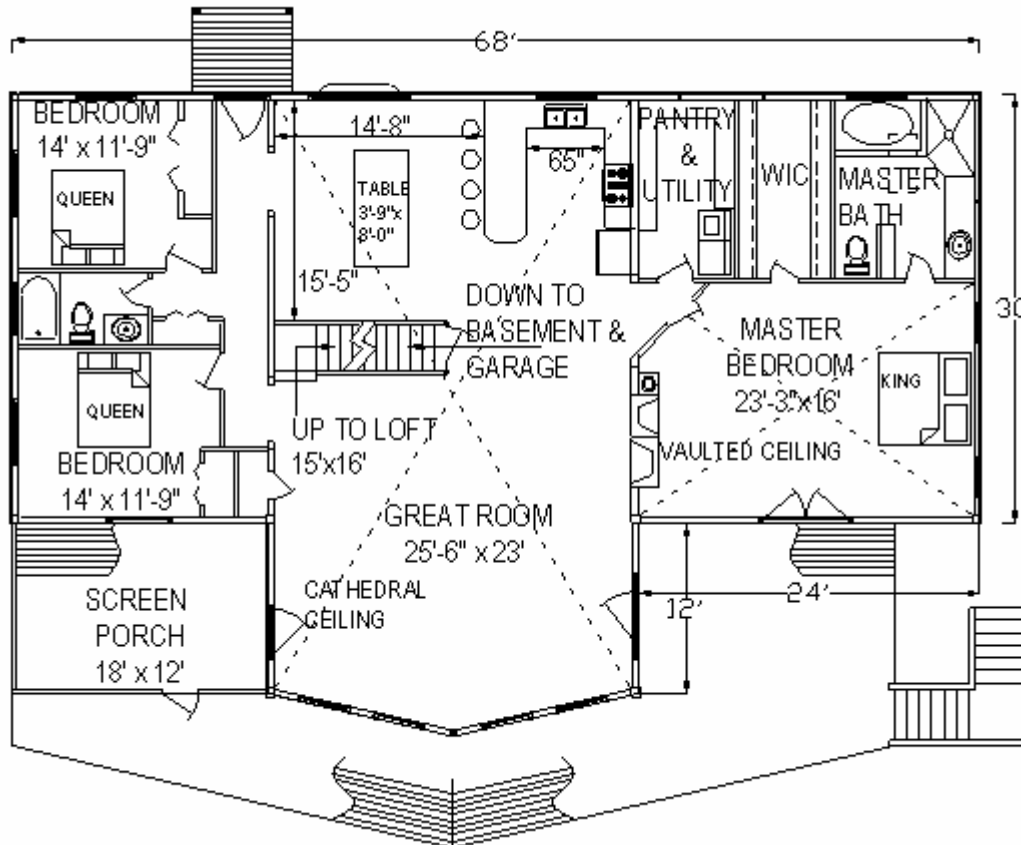
Phone: 540-752-4106 - Email: info@cedar-log-homes.com
 On the Internet: www.cedar-log-homes.com

These log home construction drawings can be purchased on line. Go to http://www.cedar-log-homes.com/log_homes_price2.htm for ordering information.

Floor plan for the "Lake Land'or"
 2618 square feet of living space.



Kit Components:
 Construction drawings, log walls* approximately 102" high, exposed White Pine 4"x 8" ceiling joists over dining room and kitchen, exposed White Pine 4"x6"rafters and 6"x6" ridge beam over loft and great room, joist blocking, collar tie assemblies, White Cedar shiplap siding for four house gables, porch post, Barn nails as required.
 * Log walls include pre-cut 6"x6" White Cedar tongue & groove "D" logs, Oly-Log fasteners, sealant foam, caulking, 8"x8" White Cedar corner posts,



B&H Cedar Log Homes, L.L.C.

65 Nottingham Dr. - Fredericksburg, VA 22406 - USA

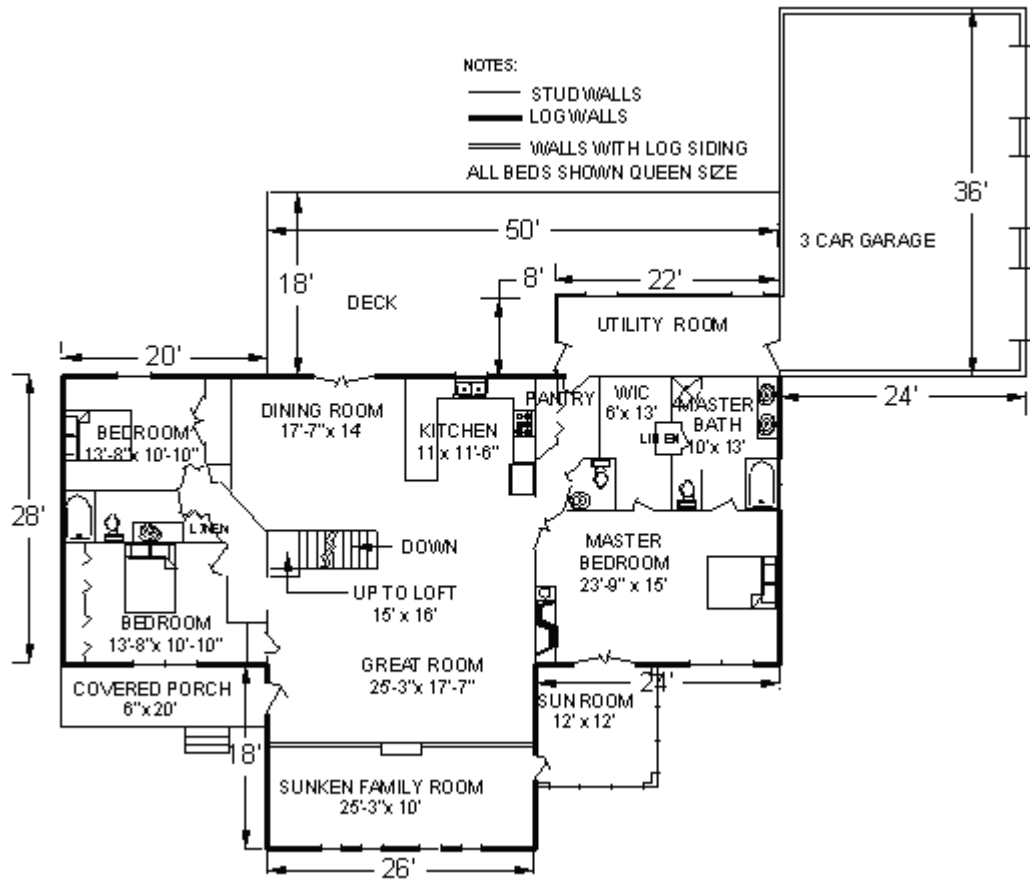
Phone: 540-752-4106 - Email: info@cedar-log-homes.com
On the Internet: www.cedar-log-homes.com

Floor plan for the "Mountain Bliss" 2740 square feet of living space.



Kit components: Construction drawings, log walls* approximately 102" high, exposed White Pine ceiling joists above first floor, joist blocking, exposed White Pine 4"x6" rafters, ridge beam, collar tie assemblies, porch rafters, porch plates, White Cedar porch posts and shiplap siding for exterior of gables, garage & sun-room. Barn nails as required..

* Log walls include pre-cut 6"x6" White Cedar tongue & groove "D" logs, Oly-Log fasteners, sealant foam, caulking, 8"x8" White Cedar corner posts,



B&H Cedar Log Homes, L.L.C.
65 Nottingham Dr. - Fredericksburg, VA 22406 - USA

Phone: 540-752-4106 - Email: info@cedar-log-homes.com
On the Internet: www.cedar-log-homes.com

These log home construction drawings can be purchased on line. Go to http://www.cedar-log-homes.com/log_homes_price2.htm for ordering information.

Floor plan for the "East Carolina"
3247 square feet of living space.

Continued on the next page.



FRONT ELEVATION

Kit components: Construction drawings, log walls* approximately 108" high, exposed White Pine ceiling joists above first floor, joist blocking, White Pine exposed rafters, ridge beam, collar tie assemblies, porch rafters & porch plates. White Cedar porch posts and shiplap siding for exterior gables, shed dormer, utility room & garage. Barn nails as required.

* Log walls include pre-cut 6"x6" White Cedar tongue & groove "D" logs, OlyLog fasteners, sealant foam, caulking, 8"x8" White Cedar corner posts,

B&H Cedar Log Homes, L.L.C.

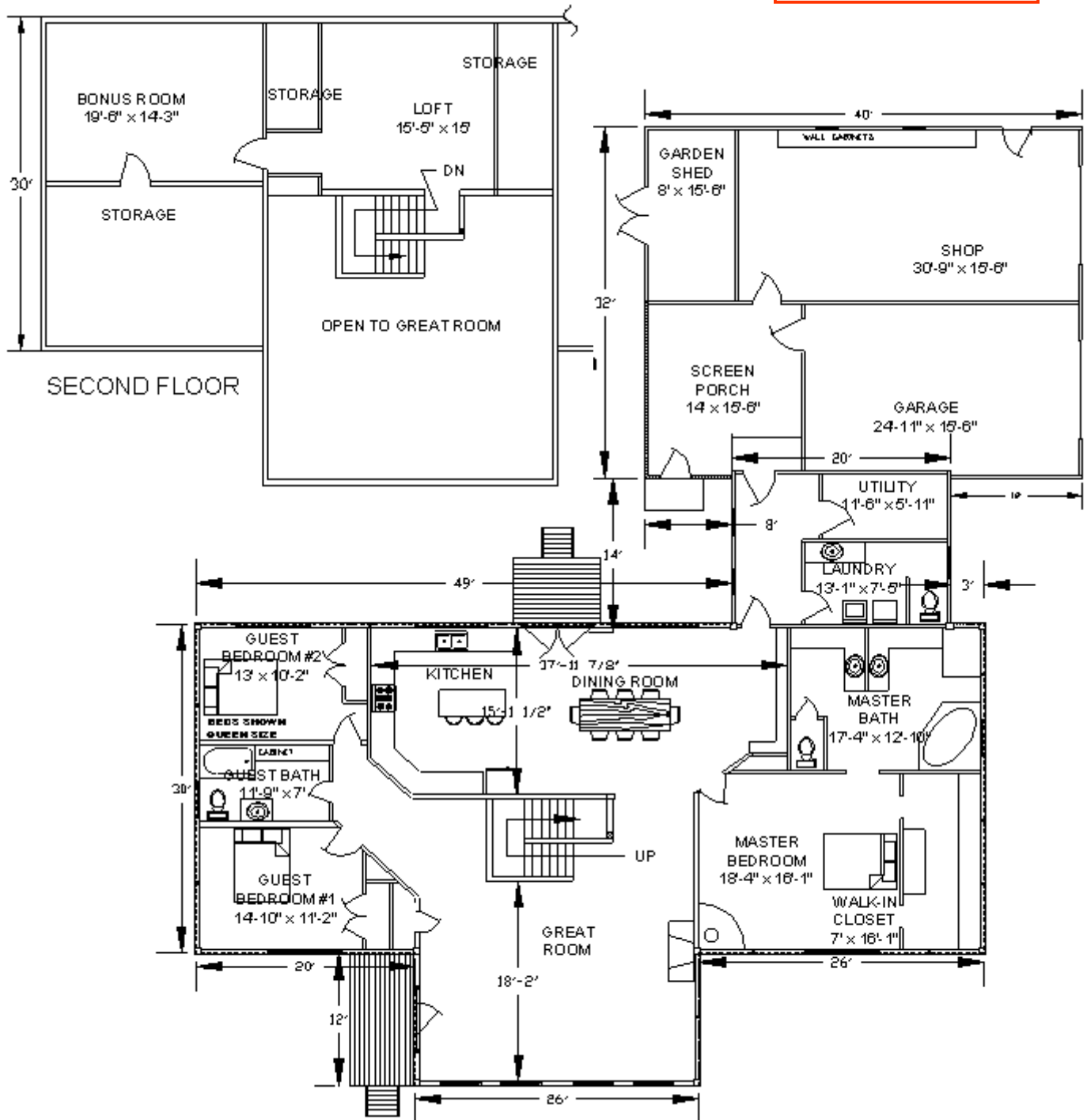
65 Nottingham Dr. - Fredericksburg, VA 22406 - USA

Phone: 540-752-4106 - Email: info@cedar-log-homes.com
On the Internet: www.cedar-log-homes.com

Floor plan for the "East Carolina"

3247 square feet of living space.
Continued from the previous page.

These log home construction drawings can be purchased on line. Go to <http://www.cedar-log-homes.com/> [log_homes_price2.htm](#) for ordering information.



A few photos of log homes & log cabins by B&H Cedar Log Homes.



A few more photos of log homes & log cabins by B&H Cedar Log Homes.

